

---

**8.1.5 The students are trained for using High End Equipment for Diagnostic and therapeutic purposes in the Institution.**

**INDEX SHEET**

<b>Sr.No</b>	<b>Description</b>	<b>Pg.No</b>
1	<b>Dental LASER Unit Register</b>	<b>2</b>
2	<b>Endodontic Microscope Register</b>	<b>3</b>
3	<b>Imaging &amp; Morphometrics Softwares Register</b>	<b>4</b>
4	<b>Research Microscope Register</b>	<b>5</b>
5	<b>IHC Register</b>	<b>6</b>



Navodaya Education Trust ®  
**Navodaya Dental College**  
Raichur



---

## **Usage Register for Dental LASER Unit**

A handwritten signature in green ink, appearing to read 'Girish Katti', with a diagonal line underneath.

**Dr. GIRISH KATTI**  
PRINCIPAL  
NAVODAYA DENTAL COLLEGE  
RAICHUR.

LASER - USAGE

Sr No	Date	OPD No.	Patient Name	Procedure
20	19/4/2020	21009	Savita	Crown lengthening done on 5/1 (laser)
21	17/4/2020	24300	Shumrao	gingival Deplymertation on 321, 123 (laser)
22	11/4/2020	25105	Ramakant	Crown lengthening on 5/1
23	25/4/2020	27059	Chambasana	Crown lengthening on 1/9 [laser]
24	1/7/2020	28119	Akshay	operculectomy on 38 [laser]
25	9/1/2020	35005	Radhika	Crown lengthening on 1/12 laser
26	15/7/2020	36579	Kirti	operculectomy on 38 laser

REGISTER

operator	staff sign	HOD sign
Dr. Rittik	Si <u>          </u>	Jeeva <u>          </u>
Dr. Nandita	Si <u>          </u>	Jeeva <u>          </u>
Dr. Abhinav	Si <u>          </u>	Jeeva <u>          </u>
Dr. Mitali	Si <u>          </u>	Jeeva <u>          </u>
Dr. Sradha	Si <u>          </u>	Jeeva <u>          </u>
Dr. Nandita	Si <u>          </u>	Jeeva <u>          </u>

PROF & HEAD  
 Dept. of Periodontics  
 Navodaya Dental College, Raichur.

PRINCIPAL  
 Navodaya Dental College,  
 RAICHUR

## LASER

Procedures

Sl No	Date	OPD No	Patient Name	Procedures
27	19/7/2020	30197	Sagar	Operculectomy E 48 laser
28	25/7/2020	31295	Nadim	Crown length E 15 laser
29	28/7/2020	31927	Chandrashekar	Crown length E 17 laser
30	5/8/2020	32008	Suresh	Crown hem E 5 laser
31	16/8/2020	32125	Hannurappa	Crown hem E 5
32	18/8/2020	32266	Sambreen	Crown hem E 12
33	20/8/2020	33277	Sangita	Operculectomy E done under LA using laser
34	24/8/2020	33585	Anand rao	Crown hem done under LA using laser E 16
36	26/8/2020	33799	Umekant	Crown length done E 17 under LA using laser

## USAGE REGISTER

Operator Staff sign Mod sign


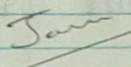
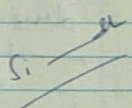

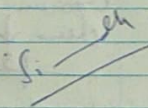



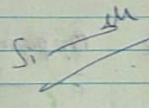

Operator	Staff sign	Mod sign
Dr. Neeraja	<u>    </u>	<u>Seen</u>
Dr. Mital	<u>    </u>	<u>Seen</u>
Dr. Srinivas	<u>    </u>	<u>Seen</u>
Dr. Narasimha	<u>    </u>	<u>Seen</u>
Dr. Neeraja	<u>    </u>	<u>Seen</u>
Dr. Abhinav	<u>    </u>	<u>Seen</u>
Dr. Rithik	<u>    </u>	<u>Seen</u>
Dr. Mital	<u>    </u>	<u>Seen</u>
Dr. Srinivas	<u>    </u>	<u>Seen</u>

PROF. & HEAD  
Dept. of Periodontia  
Navodaya Dental College, Raichur

PROF. & HEAD  
Dept. of Periodontia  
Navodaya Dental College, Raichur

PRINCIPAL  
Navodaya Dental College,  
RAICHUR

Sr. No	Date	Opd No	Pt Name	Procedure
38	1/9/2020	35879	Shutappa	Operculectomy dure E 48 under LA with laser
39	5/9/2020	35885	Hammed	Crown lengthen dure under LA E — 7 — E Laser
40	6/9/2020	36009	Veerach	Crown lengthen dure under LA E — 5 — E Laser
41	15/9/2020	36012	Mallama	Operculectomy dure T laser under LA E — 1 — E
42	19/9/2020	36578	Priyanka	Crown lengthen dure E — 15 — E under LA E L

Dr. Sruelha		
Dr. Narsithe		
Dr. Neeraj		
Dr. Abhinav		
Dr. Mitul		

Vaibhavi  
PRINCIPAL  
Narodaya Dental College,  
RAICHUR

Sr No	Date	OPD No.	Pt Name	Procedure
43	21/9/2020	37128	Shilpa	Operculectomy done under LA E — 18 with laser
44	28/9/2020	37157	Saumya	Crown lengthening done ↓ LA E — 17 — E laser
45	1/10/2020	37719	Yumma	Crown lengthening done ↓ LA E — 15 — E LASER
46	2/10/2020	38199	Vareesh	Crown lengthening done ↓ LA E — 15 with LASER
47	14/10/2020	38419	Balhuhee	Opigmentation done E — 321/125 with laser

Operator	Staff sign	HOD sign
Dr. Rithib	Si <sup>sh</sup>	Jann
Dr. Mitali	Si <sup>sh</sup>	Jann
Dr. Sreelaksh	Si <sup>sh</sup>	Jann
Dr. Nanditha	Si <sup>sh</sup>	Jann
Dr. Neeraj	Si <sup>sh</sup>	Jann

PROF. & HEAD  
Dept. of Periodontia  
Navodaya Dental College, Raichur.

Vaishali  
PRINCIPAL  
Navodaya Dental College,  
RAICHUR

Navodaya Dental  
Dept of  
LASER

College Raichur.  
Periodontology.  
USAGE REGISTER

No.	Date	OPD No.	Pt. Name	Procedure	operator	Maxt. Injn	HoD Injn
48	14/10/2020	4344	Rajesh	Crown lengthening den in 51 (laser)	Dr. Nitesh	Si <del>_____</del> <sup>ok</sup>	K
49	23/10/2020	32419	Jyona	Gingival depigmentation in 21/123 (laser)	Dr. Ritesh	Si <del>_____</del> <sup>ok</sup>	K
50	28/10/2020	411261	Vidya	Operculotomy in 30 (laser)	Dr. Nitesh	Si <del>_____</del> <sup>ok</sup>	K
51	4/10/2020	54211	Manish	Gingival depigmentation in 21/123 (laser)	Dr. Nandini	Si <del>_____</del> <sup>ok</sup>	K
52	10/10/2020	52004	Ravi	Crown lengthening in 14 (laser)	Dr. Abhinav	Si <del>_____</del> <sup>ok</sup>	K
53	16/11/2020	142161	Nagraj	Operculotomy in pf (laser)	Dr. Nitesh	Si <del>_____</del> <sup>ok</sup>	K
54	19/11/2020	121124	Kanish	Gingival depigmentation in 21/123	Dr. Nitesh	Si <del>_____</del> <sup>ok</sup>	K

PROF. HEAD  
Dept. of Periodontology  
Navodaya Dental College Raichur

PROF. & HEAD  
Dept. of Periodontology  
Navodaya Dental College, Raichur

Vaishali

PRINCIPAL  
Navodaya Dental College  
RAICHUR

Navodaya Dental College, Raichur.  
Dept of Periodontology  
LASER USAGE REGISTER

28

No.	Date	OPD No.	Pt. No.	Procedure
55	23/11/20	24411	Raghu	Crown lengthening $\rightarrow$ 5
56	22/11/20	5444	Kirankumar	Angular depigmentation 22/1/20
57	30/11/20	4444	Pratik	operamony $\rightarrow$ p t
58	01/12/20	4444	Ronak	Angular depigmentation 22/1/20
59	9/12/20	24124	Jaganth	Crown lengthening $\rightarrow$ 5
60	16/12/20	24247	Rahul	operamony $\rightarrow$ p
61	21/12/20	4441	Parsh	Angular depigmentation 22/1/20
62	4/1/21	24108	Jyotham	operamony $\rightarrow$ p
63	11/1/21	1444	Bidy	Angular depigmentation 22/1/20
64	18/1/21	1442	Saanya	Crown lengthening $\rightarrow$ t

29

operator	Styler sign	HOd sign
Dr. Ruttia	Si $\rightarrow$ M	Jan
Dr. Abran	Si $\rightarrow$ M	Jan
Dr. Nanya	Si $\rightarrow$ M	Jan
Dr. Meera	Si $\rightarrow$ M	Jan
Dr. Nanya	Si $\rightarrow$ M	Jan
Dr. Srohan	Si $\rightarrow$ M	Jan
Dr. Ruttia	Si $\rightarrow$ M	Jan
Dr. Srohan	Si $\rightarrow$ M	K
Dr. Nanya	Si $\rightarrow$ M	K
Dr. Abran	Si $\rightarrow$ M	K

PROF. & HEAD  
Dept. of Periodontics  
Navodaya Dental College, Raichur

PROF. & HEAD  
Dept. of Periodontics  
Navodaya Dental College, Raichur



S.No	Date	OPD no	Name	Procedure
65	4/1/21	29890	M. Yehkema	maxillary + 8
66	23/1/21	28998	Bhenuppa	crown length + 5
67	31/1/21	28544	cranna	frontery +
68	1/2/21	32525	Srilatha	deprigature
69	5/2/21	31951	Pooja	Frontology
70	7/2/21	32169	vasudeva	crown length + 6
71	6/2/21	32014	pujya	opxiality + 8
72	20/2/21	41132	Bhudeva	deprigature
73	25/2/21	56024	Siddappa	crown length + 6

PROF & HEAD  
Dept. of Periodontia  
Narayana Dental College, Raichur

operator	start sign	HO's sign
Hary	fill	K
keeraj	Si	K
Pillai	fill	K
Abijha	Si	Jam
Abijha	Si	Jam
Pillai	Si	K
nenca	Si	Si
Abijha	Si	K
Abijha	Si	Jam

PROF & HEAD  
Dept. of Periodontia  
Narayana Dental College, Raichur

PROF. & HEAD  
Dept. of Periodontia  
Narayana Dental College, Raichur

PRINCIPAL  
Narayana Dental College,  
RAICHUR

	Date	OPD	Name	Procedure/Problem
74	6/3/21	4573	Tinnappa	Crown length 5
75	15/3/21	20811	Aravind	Operculum 8
76	21/3/21	61932	Sureshbabu	Crown length 54/8
77	23/3/21	83169	Aravind	Fracture
78	29/3/21	35943	Aravind	Operculum
79	2/4/21	29561	Ravi	Crown length 45
80	7/4/21	19133	Harsh	Refrigerator
81	16/4/21	4033	Aravind	Vertical decay procedure
82	19/4/21	20109	Aravind	Fracture

Operator	Signature	HOD Sign
Aravind	Si	K
Harsh	Si	K
Ravi	Si	K
Aravind	Si	K
Aravind	Aravind	Jam
Aravind	Si	Jam
Ravi	Aravind	K
Aravind	Si	K
Ravi	Aravind	K

PROF & HEAD  
Dept. of Periodontia  
Navodaya Dental College, Raichur

PRINCIPAL  
Navodaya Dental College,  
RAICHUR

Date	OPD	Pt name	Procedure
83 25/4/21	27613	Shankar	operative   8
84 30/4/21	30152	MUKA	crownto crown 598
85 4/5/21	29361	Senthil	Preparation
86 2/5/21	54172	Rmaise	Preparation
87 13/5/21	42139	Rubigen	crownto crown   236
88 19/5/21	41122	Elala	crownto crown 593
89 25/5/21	24152	Madhu	Preparation
90 27/5/21	32152	Rupesh	operative   8
91 31/5/21	54341	Prana	Preparation

patient	Signature	Hand sign
gatha	Si	K
Harsh	Si	K
preethi	Si	K
Abhinav	Si	K
Rithika	Si	K
veera	Si	K
Abhinav	Si	K
Rithika	Si	K
Abhinav	Si	K

PROF. & HEAD  
Dept. of Periodontia  
Navodaya Dental College, Raichur.

PROF. & HEAD  
Dept. of Periodontia  
Navodaya Dental College, Raichur.

PRINCIPAL  
Navodaya Dental College  
RAICHUR



## **Endodontic Microscopy Register**

A handwritten signature in green ink, appearing to read 'Girish Katti'.

**Dr. GIRISH KATTI**  
PRINCIPAL  
NAVODAYA DENTAL COLLEGE,  
RAICHUR.

ENDODONTIC [USAGE REGISTER]

MICROSCOPE

SNO	DATE	PATIENT NAME	AGE/SEX	OPDNO	WORK DONE	SIGNATURE	SNO	DATE	PATIENT NAME	AGE/SEX	OPDNO	WORK DONE	SIGNATURE
37	22-08-18	Nayraj	36/M	51810/19	RCT in $\frac{6}{7}$	Dr. Point							
38	04-09-18	Venkappa	60/M	64951	Re-RCT $\frac{4}{1}$	Dr. Jintu	51	22-02-20	Romanna	62/M	63830	Pre fabricated post & Core $\frac{6}{1}$	Dr. Jintu
39	02-10-18	Rushmi	25/M	42312	Re-RCT $\frac{6}{1}$	Dr. Sai	52	23-03-20	Hampamma	17/F	2071	RCF RCT $\frac{1}{3}$ (With 2 Canals)	Dr. Alan
40	24-01-19	Lamachandha	30/F	42312	Re RCT in $\frac{6}{1}$	Dr. Sai							
41	22-02-19	Kulikka	40/F	42312	Apexification m $\frac{1}{1}$	Dr. Anjali	53	24-04-20	Humbaz Begum	57/F	4781	RCF RCT $\frac{8}{1}$ (4 Canals)	Dr. Anura
42	20-03-19	Naundra	30/F	42312	Apicoectomy m $\frac{1}{1}$	Dr. Jintu	54	05-05-20	binwarath	30/M	4489	Re RCT $\frac{7}{2}$ (Perforation/repair)	Dr. Anura
43	24-04-19	binwarath	25/M	34521	MIA Application $\frac{1}{1}$	Dr. Anjali	55	03-06-20	Gadappa	23/M	40605	Post & core in $\frac{4}{1}$	Dr. Anura
44	25-05-19	Syatha	41/F	71041	RCF RCT $\frac{1}{5}$ (2 Canals)	Dr. Alan	56	10-07-20	Archana Bai	62/F	66453	Pre fabricated post and core in $\frac{6}{1}$	Dr. Alan
45	26-06-19	Shalom	20/M	73039	(Radix Endonolysis) RCF RCT $\frac{8}{1}$	Dr. Anura	57	08-08-20	Samarain	19/F	62876	RCF in $\frac{7}{1}$ (Curved Canals)	Dr. Alan
46	23-07-19	Larmi	54/F	62044	RCF RCT $\frac{1}{6}$ (Iaurodontol + C shaped Canal)	Dr. Alan	58	07-09-20	Jayashree	35/F	47895	Fractured file management in $\frac{6}{1}$	Dr. Anura
47	22-08-19	Nagaraj	15/M	50721	Post & Core in $\frac{1}{1}$ (Fiber post)	Dr. Anjali	59	11-10-20	Thomas	60/M	64951	Re-RCT in $\frac{4}{1}$	Dr. Anura
48	29-09-19	Venkatesh	19/M	68174	RCF RCT $\frac{1}{1}$ (Curved Canals)	Dr. Anura	60	15-11-20	Ramayanamma	30/F	39444	Radix Endonolysis in $\frac{6}{1}$	Dr. Anura
49	30-10-19	Govindappa	17/M	50064	Periapical Surgery $\frac{1}{12}$	Dr. Anjali	61	10-12-20	Gorindamma	19/F	46440	Apicoectomy in $\frac{12}{1}$	Dr. Anura
50	21-11-19	lingappa	31/M	7737	Pin Retained Analgesic Retention $\frac{1}{6}$	Dr. Jintu	62	03-1-21	hachar Das	22/M	78795	Cast post in $\frac{1}{1}$	Dr. Alan

*(Signature)*

Navodaya Dental College & Hospital  
Endodontic Microscope Register

6

7

Sno	DATE	PATIENT NAME	AGE/SEX	OPD No	WORK DONE	SIGNATURE	SL	DATE	PATIENT NAME	AGE/SEX	OPD No	WORK DONE	SIGNATURE
		<del>Harsh</del>	<del>17/F</del>	<del>523</del>	<del>Fractured instrument</del>	<del>Dr. Manjun</del>	75.	6.9.21	Sangeetha	35/F	33703	RET done under Microscope ut $\frac{1}{6}$	Dr. Anila
59.	05-01-21	Kotha	39/F	453	Fractured instrument management ut $\frac{1}{6}$	Dr. Manjun	76.	18.9.21	Neejavathi	30/F	33969	RET done under Microscope ut $\frac{1}{6}$	Dr. Anjula
64.	02-02-21	Gowdappa	26/M	254	RET ist $\frac{1}{7}$ (C MB2 Cond)	Dr. Manjun	77.	23.9.21	Maskakir	55/M	42338	Fiber post done ut $\frac{1}{5}$	Dr. Manjun
65.	17-02-21	Suhaina Begum	19/F	3487	MTR apertification ut $\frac{1}{4}$	Dr. Anjula	78.	18.10.21	Chand Patel	28/M	34825	RET done ut $\frac{1}{8}$	Dr. Anjula
66.	04-03-21	Pallavi	43/F	590	C-shaped canal ist $\frac{1}{8}$	Dr. Anila	79.	21.10.21	Raksh Kumer	18/M	42336	Fractured Instrument Repair ut $\frac{1}{5}$	Dr. Anila
67.	18-03-21	Saurabh	18/M	4789	RET ist $\frac{1}{8}$ (exaceration)	Dr. Anila	80.	22.10.21	Shweta Priya	33/F	30852	Cast post ut $\frac{1}{1}$	Dr. Anjula
68.	05-04-21	Gayathri	40/F	4376	Fiber post and core ut $\frac{1}{4}$	Dr. Anjula	81.	23.11.21	Ratan	23/M	4281	Fiber post done ut $\frac{1}{3}$	Dr. Anila
69.	05-7-21	Sharan Bham	40/M	24541	Fractured Instrument Repair ut $\frac{1}{6}$	Dr. Anjula	82.	26.11.21	Laxmi	30/F	45799	Apicoectomy done ut $\frac{1}{2}$	Dr. Manjun
70.	07/8/21	Kautila	35/F	3182	Re-Pre, C-shaped Canal ut $\frac{1}{7}$	Dr. Manjun	83.	25.11.21	Ansha	18/F	44843	Fiber post done ut $\frac{1}{4}$	Dr. Anjula
71.	24/8/21	Rathee	24/F	28400	Fractured file Management	Dr. Anila	84.	27.11.21	Sayera Begum	40/F	43001	Re-Pre ut $\frac{1}{6}$	Dr. Anila
72.	4/9/21	Jagdeesh	19/M	46595	Fiber post ut $\frac{1}{1}$	Dr. Anila	85.	03.12.21	Savarna	50/M	35959	Retreatment done ut $\frac{1}{5}$	Dr. Manjun
73.	17.8.21	Shilpa	21/F	28418	RET under Magnification ut $\frac{1}{6}$	Dr. Anjula	86.						
74.	21.8.21	Tayappa	25/M	4318	Instruments Repair ut $\frac{1}{6}$	Dr. Manjun							

PRINCIPAL  
Navodaya Dental College,  
RAICHUR

PRINCIPAL  
Navodaya Dental College,  
RAICHUR

*[Signature]*



Navodaya Education Trust ®  
**Navodaya Dental College**  
Raichur



---

***Imaging & Morphometrics Softwares  
Register***

A handwritten signature in green ink, appearing to read 'Girish Katti'.

**Dr. GIRISH KATTI**  
PRINCIPAL  
NAVODAYA DENTAL COLLEGE  
RAICHUR.

NAVODAYA DENTAL  
DEPARTMENT OF  
VSAGE REGISTER

COLLEGE AND HOSPITAL  
ORAL PATHOLOGY  
OF IMAGE ANALYZER SOFTWARE

4

5

SL. NO.	DATE	NAME OF STUDENT	YEAR	REG. NO.
1.	6/7/20	Pooja A.V. Raji CH Reshma Thomas Rose Mary	Interns	15D8053 15D8056 15D8059 15D8052
2.	6/8/20	Shilpa Ann Srujanee pawati V. Supritha	Interns	15D8067 15D8069 15D8075 15D8077
3.	9/9/20	Y. Sneha Aishwarya Aparna Ayeshah puspha	Interns	15D8080 15D8081 15D8082 15D8083 15D8084
4.	8/10/20	Daleuson Davis Vidya Sai Durga Devi Hanumesh	Interns	15D8016 15D8018 15D8019 15D8022
5.	15/10/20	Veerendra Sai Moobena Nazmeen	Interns	15D8036 15D8045 15D8047

TOPIC	FACULTY	SIGN OF FACULTY
Cytomorphometric Analysis of Exfoliative Oral cells	Dr. Vandendaa M.	<u>Vandendaa</u>
Cytomorphometric analysis of exfoliated oral cells	Dr. ANILK	K. Anil
Cytomorphometric analysis of exfoliated oral cells	Dr. VANISHREE.M	<u>Vandendaa</u>
Cytomorphometric Analysis of Exfoliative oral cells	Dr. Vandendaa M.	<u>Vandendaa</u>
Cytomorphometric analysis of exfoliative oral cells	Dr. R. Anantha	<u>R. Anantha</u>

Principal  
Dept. of Oral Pathology  
Navodaya Dental College  
RAICHUR

Principal  
Navodaya Dental College,  
RAICHUR



NAVODAYA DENTAL  
DEPARTMENT OF  
USAGE REGISTER

SL. NO.	DATE	NAME OF STUDENT	YEAR	REG. NO.
6.	19/11/20	Keerthi Jyoti Rahul	Intern	15D8090 15D8089
7.	11/12/20	Ebun Babu Manisha G S Ganesh	Intern	14D8028 14D8031
8.	22/12/20	Tarusha Y. Chandana Afroz Amrutha	Interns	16D8031 16D8032 16D8033 16D8035
9.	30/1/21	K. Gouthami Mallikarjuni Mounika Pratikshit	Interns	16D8041 16D8043 16D8044 16D8046
10.	13/2/21	Pooja Bhool Saman Santoshi	Interns	16D8047 16D8049 16D8050 16D8051

COLLEGE AND HOSPITAL  
ORAL PATHOLOGY  
OF IMAGE ANALYZER SOFTWARE

TOPIC	FACULTY	SIGN. OF FACULTY
Cytomorphometric analysis of exfoliated oral cells	Dr. ANILAK	K. Lal.
Cytomorphometric analysis of exfoliated oral cells	Dr. VANISHREE M	<u>Vandhy</u>
Cytomorphometric Analysis of Exfoliated oral cells	Dr. Vandendaa M.	<u>Vandhy</u>
Cytomorphometric analysis of exfoliated oral cells	Dr. Vandhree M	<u>Vandhy</u>
Cytomorphometric Analysis of Exfoliated oral cells	Dr. Vandendaa M.	<u>Vandhy</u>

Vandhy  
Professor & H.O.D  
Dept. of Oral Pathology  
Navodaya Dental College  
RAICHUR

Vandhy  
PRINCIPAL  
Navodaya Dental College,  
RAICHUR

NAVODAYA DENTAL  
DEPARTMENT OF  
USAGE REGISTER

SL NO	DATE	NAME OF STUDENT	YEAR	REG NO.
11)	19/3/21	Sushma Sushma Reddy Syed Ashraf Vasunthara	Interns	<del>168056</del> 168057 168058 168068
12)	10/4/21	Challe Raja Raja Vargese R. Karthikeya Hariprasad Tara Jacob	<del>Dr. Anurag</del> Interns	11D8019 10D8062 15D8058 12D8048 13D8093
13)	12/5/21	A. Shreethi shebin Rejini pranavi Ajayam	Interns	14D8004 13D8033 14D8066 15D8032 14D8001
14)	14/6/21	P. Bhavitha Srihassha G. Manika P. Bhutia Grimayi	Interns	14D8058 15D8021 15D8027 14D8061 14D8041

COLLEGE AND HOSPITAL  
ORAL PATHOLOGY  
OF IMAGE ANALYZER SOFTWARE

TOPIC	FACULTY	SIGN OF FACULTY
cytomorphometric analysis of exfoliated oral cells	Dr. R. Anantha	<u>R. Anantha</u>
cytomorphometric analysis of exfoliated oral cells	Dr. ANIL K	<u>K. Anil</u>
cytomorphometric analysis of exfoliated oral cells	Dr. VANISHREE M	<u>V. Anishree</u>
Cytomorphometric analysis of Exfoliated oral cells	Dr. Vasudendra M.	<u>V. Vasudendra</u>

V. Anishree  
Professor & H.O.D  
Dept. of Oral Pathology  
Navodaya Dental College  
RAICHUR

V. Vasudendra  
PRINCIPAL  
Navodaya Dental College,  
RAICHUR



---

***Research Microscope Register***

A handwritten signature in green ink, appearing to read 'Girish Katti'.

Dr. GIRISH KATTI  
PRINCIPAL  
NAVODAYA DENTAL COLLEGE  
RAICHUR.

Sl. no	Date	Biopsy no.	Final diagnosis
1.	29/6/2020	3920/20	Squamous cell carcinoma
2.	27/7/2020	3924/20	Oral sub mucosa fibrosis
3.	31/8/2020	3930/20	Radiation cyst
4.	29/9/2020	3938/20	Infected odontogenic cyst
5.	5/10/2020	3940/20	Infected odontogenic cyst

Name of student	Faculty	Signature of faculty
Pooja A.V. Raji CH Reshma Thomas Rose Mary Das	Dr. Vaidendra M.	<u>Vaidendra</u>
Shelba Ann Sruvya pavani V. Srinitha	Dr. ANILAK	<u>K. Lila</u>
Y. Sneha Ashwarya Apalna Ayesha puspha	Dr. Vamsihree. M	<u>Vamsihree</u>
Vidya Sai Durga dani Hanumesh. Dalekshon Dams	Dr. Vaidendra M.	<u>Vaidendra</u>
Veerendra Sai Mabeena Nazmeen	Dr. R. Anantha	<u>R. Anantha</u>

Vamsihree  
Professor & HOD  
Dept. of Oral Pathology  
Navodaya Dental College  
RAICHUR

Vamsihree  
PRINCIPAL  
Navodaya Dental College,  
RAICHUR

Sl. No	Date	Biopsy No	Final diagnosis
6	6/11/2020	3941/20	Moderately differentiated SCC
7	4/12/2020	3942/20	moderately differentiated Squamous cell carcinoma
8	5/1/2021	3946/20	Radicular Cyst
9	8/2/2021	3958/21	Mucocle
10	2/3/21	3959/20	Fibroepithelial hyperplasia

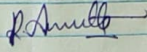


Name of the student	Faculty	Signature of Faculty
Keerti Jyoti Bahil	Dr. ANILAK	Keerti
Binu Babu Mandha G. Ganesh	Dr. Vandheem	Vandheem
Tanusha Y. Chandana Afroz Amrutha	Dr. Vandendrea. M.	Vandendrea
K. Ganthan malikarjun mounika parikshit	Dr. Vandheem. M	Vandheem
Pooja Butool Saman Azmi Santosh?	Dr. Vandendrea. M.	Vandendrea


Vandheem

Professor & H.O.D  
Dept. of Oral Pathology  
Navodaya Dental College,  
RAICHUR

Vandheem  
PRINCIPAL  
Navodaya Dental College,  
RAICHUR

S.No.	Date	Biopsy No.	Final diagnosis
11	5/11/21	3960/21	Well-differentiated Squamous cell carcinoma
12	3/5/21	3961/21	Moderately differentiated SCC
13	1/6/21	3962/21	AOT associated with dentigerous cyst
14	2/7/21	3963/21	well-differentiated Squamous Cell carcinoma

Name of Student	Faculty Name	Faculty Signature
Sushma, Sushma Reddy, Aashad, Vasundhara	Dr. R. Amantha	
Challa Raja, Reju Varigen R. Karthalya Hariprasad Tuna Jacob	Dr. Anilak	Khalak
A. Shreethi Shreethi Ragini pranali Ajay	Dr. Vanshree M	
B. Bhavitha Harsha. Mounika G. P. Bhutia Srimayi	Dr. Vasudhara M.	

  
Professor & H.O.D  
Dept. of Oral Pathology  
Navodaya Dental College,  
RAICHUR

  
PRINCIPAL  
Navodaya Dental College,  
RAICHUR



Navodaya Education Trust ®  
**Navodaya Dental College**  
Raichur



---

***IHC Register***

Sl. No	Date	Patient Name	OPD NO	H/P NO
1.	22/01/2021	Bandemuraz	32114	3947/21
2.	15/2/21	Eranma	32250	398/21
3.	4/8/2021	Jyothi	22536	3998/21
4.	24/8/21	Ranjit Gowda	25611	4005/21
5.	28/10/21	Raju	25680	4014/21
6.	16/12/21	Jyothi	26535	4015/21

Provisional diagnosis	Markers	Interpretation	Sign
Benign odontogenic Tumour	P53, Ki67	p53, Ki67 positive in luminal and basal unicystic type of ameloblastoma	musiker
Hemangioma	CD34	CD34 is positive in endothelial cells	Khila
Benign Salivary gland Tumour	P53, Ki67	p53, Ki67 are positive in islands.	musiker
Benign odontogenic cyst	P53, Ki67	P-53 positive in suprabasal layer Ki-67 also positive in suprabasal layer	Rohitha
odontogenic cyst	P53, Ki67.	P-53 tve ki-67 also positive.	Vandana
Clear cell Carcinoma.	P53, Ki67	p53, Ki67 are positive	musiker

Vandana  
Professor & H.O.D  
Dept. of Oral Pathology  
Navodaya Dental College.  
RAICHUR

PRINCIPAL  
Navodaya Dental College,  
RAICHUR