

Navodaya Education Trust ®
Navodaya Dental College
Raichur




4.2.2: Average number of patients per year treated as outpatients and inpatients in the teaching hospital for the last five years

INDEX SHEET

Sr.No	Description	Pg.No
1	Certificate of Head of the Institution	2-3
2	Year Wise Statistic	4

A handwritten signature in blue ink, appearing to read 'Girish Katti'.

Dr. GIRISH KATTI M.D.S.
PRINCIPAL
NAVODAYA DENTAL COLLEGE
RAICHUR-584 103.




Navodaya Education Trust®
Navodaya Dental College
Raichur



Certificate of Head of the Institution


Dr. GIRISH KATTI M.D.S.
PRINCIPAL
NAVODAYA DENTAL COLLEGE
RAICHUR-584 103.



Navodaya Education Trust®
Navodaya Dental College
Raichur



TO WHOMSOEVER IT MAY CONCERN


This is to certify that average number of patients per year treated as outpatients and inpatients in the teaching health Center for the last five years is as tabulated below:-

Year	No. of Outpatient	Student:Patient Ratio	No. of Inpatient	Student:Patient Ratio
2020-21	120780	1:554	34	1:11
2019-20	149263	1:781	77	1:26
2018-19	147910	1:640	93	1:31
2017-18	145114	1:647	95	1:32
2016-17	141210	1:583	94	1:31

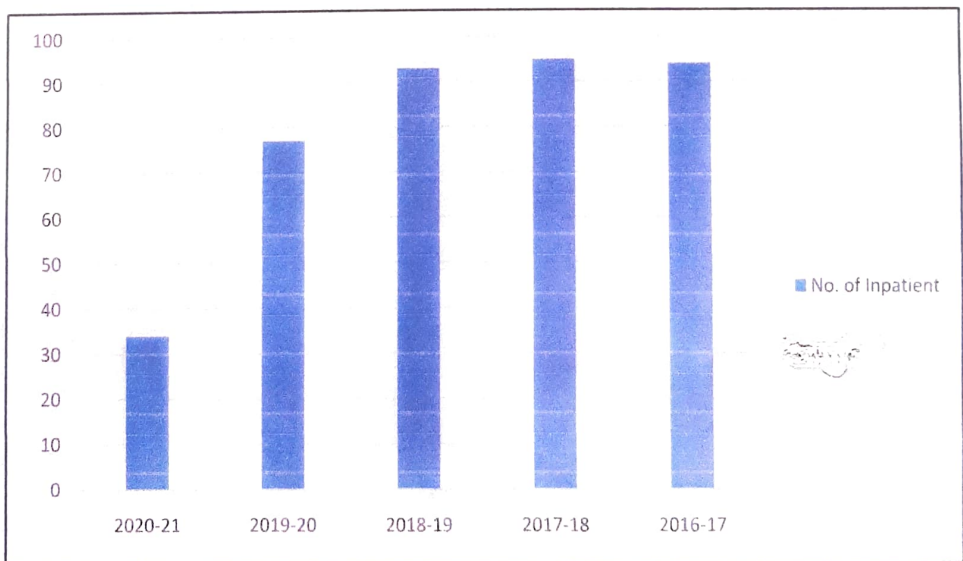
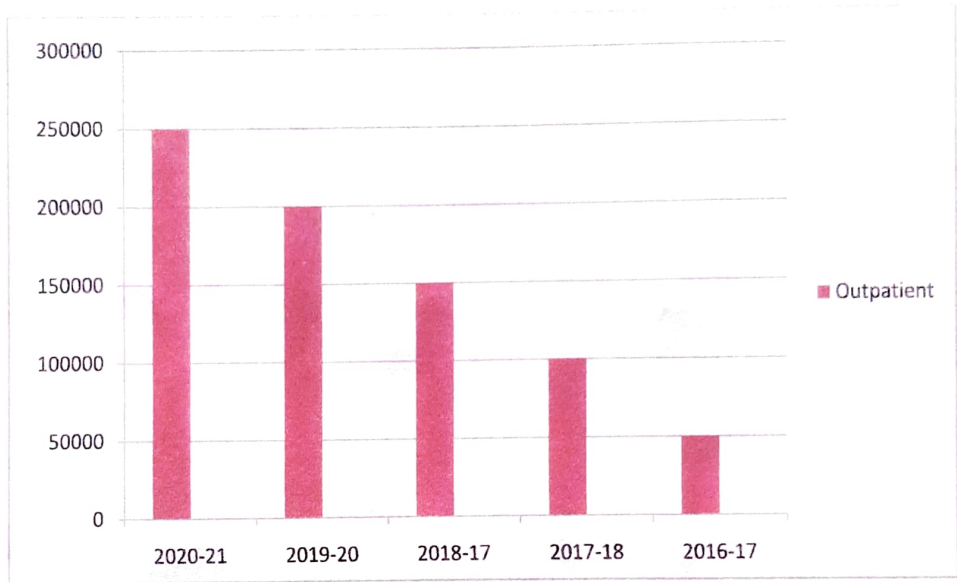

Principal

Dr. GIRISH KATTI M.D.S.
PRINCIPAL
NAVODAYA DENTAL COLLEGE
RAICHUR-584 103.


Dr. GIRISH KATTI M.D.S.
PRINCIPAL
NAVODAYA DENTAL COLLEGE
RAICHUR-584 103.



YEAR-WISE OUTPATIENT & INPATIENT STATISTICS FOR THE LAST 5 YEARS



Girish Katti
Dr. GIRISH KATTI M.D.S.
PRINCIPAL
NAVODAYA DENTAL COLLEGE
RAICHUR-584 103.