

#### 4.2.1 - The list of facilities available for patient care, teaching-learning and research

##### GENERAL INFRASTRUCTURE AVAILABLE FOR BDS

SL NO	
1	Administrative block: consisting of – (a) Dean’s room, (b) Administrative officer’s room (c) Meeting room (d) Office (e) Office stores (f) Pantry etc
2	Library: consisting of – (a) Reception & waiting property counter (b) Issue counter (c) Photocopying area. (d) Reading room (e) Postgraduates & staff reading room (f) Journal room (g) Audio-visual room (h) Chief librarian room (i) Stores and stocking area. (j) E-Consortium
3	Lecture halls – 4 with proper seating arrangement, blackboard, microphone and facilities for slide, overhead and multi-media projection.
4	Central stores with proper storing facilities like racks, refrigerator, preferably compact storage systems.
5	Maintenance room with proper facilities to maintain and repair dental chairs and units and various other equipments in the college and hospital.
6	Photography and artist room with proper studio facilities for clinical photography, developing, preparation of slides, charts, models etc
7	Medical stores with all the necessary drugs usually prescribed in a dental hospital
8	Aminities area: . (a) Boys’ and Girls’ locker rooms (b) Boys’ and Girls’ common rooms (c) Common room for non-teaching staff (d) Common room for teaching staff (e) Change room for men (f) Change room for women
9	Compressor and room for gas plant to accommodate required capacity compressors, gas cylinders etc.
10	Pollution control measures: incineration plant, sewage water treatment plant, landscaping of the campus etc.
11	Cafeteria
12	Examination hall
13	Hostels
14	Staff quarters
15	. Play ground
16	Auditorium
17	Laboratories: I. Dental subjects: (a) Pre-clinical Prosthodontics and dental material lab (b) Pre-clinical conservative lab

*Girish Katti*  
Dr. GIRISH KATTI M.D.S.  
PRINCIPAL  
NAVODAYA DENTAL COLLEGE  
RAICHUR-584 103.

	<p>(c) Oral biology and oral pathology lab (d) Laboratory for orthodontics and pedodontics</p> <p>II. Medical subjects: (only for independent dental colleges): 7500 sq.ft. (a) Anatomy dissection hall with storage for cadavers, osteology, demonstration room etc. Area – 2500 sq ft (b) One laboratory for physiology and pathology and microbiology with stores and preparation rooms for individual subjects attached to it. (c) Laboratory for biochemistry and pharmacology with store and preparation rooms separately for both subjects</p> <p>III. Clinical: (a) Prosthodontics - Plaster room Polymers room Wax room Casting laboratory Ceramic lab .....</p> <p>(b) Conservative Dentistry – Plaster room Casting &amp; ceramic laboratories (c) Oral pathology for histopathology (d) Haematology and clinical biochemistry: a laboratory for routine blood and biochemical investigation and urine analysis</p>
18	Distilled Water Plant

### Teaching Aids

Sl.NO	
1	<b>Audiovisual</b> – Adequate number of overhead projectors, slide projectors shall be provided in the lecture halls and seminar rooms attached to various departments. It is also desirable to have an LCD or DLP projector for multimedia presentations.
2	<b>Computers</b> – The administrative area, clinics, stores and library shall be provided with computers & printers preferably interconnected for better co-ordination.
3	<p><b>General Hospital:</b> The applicant owns and manages a General Hospital of not less than 100 beds as per DCI (Establishment of New Dental Colleges, Opening of New or Higher Course of Study or Training and Increase of Admission Capacity in Dental Colleges) Regulations, 2006 with necessary infrastructure facilities including teaching pre-clinical, para-clinical and allied medical sciences in the campus of the proposed dental college, or The proposed dental college is located in the proximity of a Government Medical College or a Medical College recognised by the Medical Council of India and an undertaking of the said Medical College to the effect that it would facilitate training to the students of the proposed dental college in the subjects of Medicine, Surgery and Allied Medical Sciences has been obtained, or Where no Medical College is available in the proximity of the proposed dental college, the proposed dental college gets itself tied up at least for 5 years with a Government General Hospital having a provision of at least 100 beds and located within a radius of 10 K.M. of the proposed dental college and the tie-up is extendable till it has its own 100 bedded hospital in the same premises. In such cases, the applicant shall produce evidence that</p>

*Girish Katti*  
**Dr. GIRISH KATTI M.D.S.**  
PRINCIPAL  
NAVODAYA DENTAL COLLEGE  
RAICHUR-584 103.

	<p>necessary infrastructure facilities including teaching pre-clinical, para-clinical and allied medical sciences are owned by the proposed dental college itself.</p> <p>A 100 bedded teaching hospital should have a definite out patient departments, in-patient services and 24 hours emergency and critical care services. It should have a medical programme as under:</p>
	<p><b>I. MEDICAL PROGRAMME</b></p> <p><b>A) Medical &amp; Allied Disciplines–</b></p> <ul style="list-style-type: none"> <li>General Medicine –</li> <li>General Surgery</li> <li>Obstetrics and Gynaecology</li> <li>Orthopaedics</li> <li>Critical Medicine</li> <li>Emergency Medicine</li> <li>Otrophino Laryngology</li> <li>Paediatrics - Pathology</li> <li>Anaesthesiology</li> <li>Blood Bank &amp; Transfusion</li> <li>Community Medicine</li> <li>Hospital Administration</li> </ul>
	<p><b>B) Nursing, Paramedical, Technical and Allied Services–</b></p> <ul style="list-style-type: none"> <li>Dielities and Therapeutics</li> <li>- Drugs &amp; Pharmacy</li> <li>- ECG Technology</li> <li>- Imaging Technology</li> <li>- Central Sterile Supply department</li> <li>- Physiotherapy - Medical Record Sections</li> </ul>
	<p><b>C) Engineering &amp; Allied Services</b></p> <ul style="list-style-type: none"> <li>- Fire protection - Electrical</li> <li>- Air conditioning/Central heating</li> <li>- Medical Gases</li> <li>- Refrigeration</li> <li>- Central Workshop</li> <li>- Ambulance Service</li> <li>- Water Supply</li> <li>- Sewage Treatment/Disposal and waste disposal cell</li> </ul>
	<p><b>D) Administration and Ancillary Services - General Administration -</b></p> <p>Material Management - Medical Social Worker - PRO - Library - Security</p>
	<p><b>II. FUNCTIONAL PROGRAMME</b></p> <p><b>A) Site:</b>Site should be within 10 k.m. radius of the teaching block of Dental College – a site with high degree of sensitivity to outside noise should not be present. It should be accessible by transport and building should be well ventilated.</p>
	<p><b>B) Category wise Bed Distribution</b></p> <ul style="list-style-type: none"> <li>(i) General Ward – Medical including allied specialities 30 beds</li> <li>(ii) General Ward – Surgical including allied specialities 30 beds</li> <li>(iii) Private Ward (A/C &amp; Non A/C) 9 beds</li> <li>(iv) Maternity Ward 15 beds</li> <li>(v) Pediatric Ward 6 beds</li> </ul> <p>The intensive care services for medical/surgical intensive care with bed complement of 4 beds (4% of bed strength).</p> <p>The critical care services for medical/surgical emergencies with bed complement of 6 beds (6% of bed strength).</p>
	<p><b>III. AREA REQUIREMENTS (AS PER BUREAU OF INDIAN STANDARDS)–</b></p> <ul style="list-style-type: none"> <li>Covered area requirement is 20 sq. m. / bed</li> <li>Out of the total covered area</li> </ul>



**Dr. GIRISH KATTI** M.D.S.  
PRINCIPAL  
NAVODAYA DENTAL COLLEGE  
RAICHUR-584 103.

	<p>- 40% inpatient services - 35% outpatient services</p>												
4	<p><b>Satellite Dental Clinics:</b> All the dental colleges are encouraged to establish atleast one or two satellite centers with all the infrastructural facilities within 50 kms distance to train and expose students in community oral health care programmes.</p> <p><b>Dental Hospital:</b> The following are the clinical departments in a Dental College.</p> <ol style="list-style-type: none"> <li>1. Oral Medicine and Radiology</li> <li>2. Oral Pathology and Oral Microbiology</li> <li>3. Public Health Dentistry.</li> <li>4. Paediatric and Preventive Dentistry</li> <li>5. Orthodontics &amp; Dental orthopaedics</li> <li>6. Periodontology</li> <li>7. Conservative Dentistry and Endodontics.</li> <li>8. Oral &amp; Maxillofacial Surgery.</li> <li>9. Prosthodontics and Crown &amp; Bridge</li> </ol>												
	<p><b>Out patients:</b></p> <p>Since dentistry being more clinical oriented speciality, the Council desires that all the institutions make efforts to have adequate clinical material for satisfactory training of undergraduate students. There shall be atleast 75 to 100 new patients on an average each day in colleges with 50 admissions and 100 – 150 new patients in colleges with 100 admissions.</p> <p>Each of the clinical departments should have the following functional areas</p> <p>For 100 ADMISSIONS:</p> <ol style="list-style-type: none"> <li>(a) Reception and waiting room – 300 sq.ft.</li> <li>(b) Undergraduate clinic adequate to accommodate the prescribed number of dental chairs and units.</li> <li>(c) Sterilization room where central sterilization facilities are not provided – 200 sq.ft.</li> <li>(d) Small department stores – 100 sq.ft.</li> <li>(e) Seminar room – 400 sq.ft.</li> </ol>												
	<p><b>Staff rooms:</b></p> <ol style="list-style-type: none"> <li>1. H.O.Ds room - 180 sq.ft.</li> <li>2. Readers' room - 150 sq.ft.</li> <li>3. Lecturers' room - 300 sq.ft</li> </ol> <p>Note: Departments having postgraduate training should provide additional functional requirements as per MDS regulations.</p>												
	<p><b>Main reception and dental records section:</b> 1500 sq.ft. There should be adequate area for patients reception, waiting, registration, storage of patients records etc</p>												
	<p><b>Requirement of dental chairs and units:</b> For 100 admissions – 200</p> <p>Note: Requirement of Dental Chairs for 1st and 2nd BDS will be as per DCI (Establishment of New Dental Colleges, Opening of New or Higher Course of Study or Training and Increase of Admission Capacity in Dental Colleges) Regulations, 2006.</p> <p>Distribution of dental chairs and units in various departments (Specification is mentioned in the DCI Regulations 2006):</p> <table border="0"> <tr> <td><b>Department</b></td> <td><b>100 Admissions</b></td> <td></td> </tr> <tr> <td>Oral Medicine &amp; Radiology</td> <td></td> <td>-12</td> </tr> <tr> <td>Oral Pathology &amp; Oral Microbiology</td> <td></td> <td>- 02</td> </tr> <tr> <td>Public Health Dentistry</td> <td></td> <td>- 16</td> </tr> </table>	<b>Department</b>	<b>100 Admissions</b>		Oral Medicine & Radiology		-12	Oral Pathology & Oral Microbiology		- 02	Public Health Dentistry		- 16
<b>Department</b>	<b>100 Admissions</b>												
Oral Medicine & Radiology		-12											
Oral Pathology & Oral Microbiology		- 02											
Public Health Dentistry		- 16											

Paediatrics and Preventive Dentistry	-20
Orthodontics -	-18
Periodontology	-34
Conservative Dentistry and Endodontics-	34
Oral & Maxillofacial Surgery	- 30
Prosthodontics and Crown & Bridge	-34
200	
Total approximate area for U.G. clinics (100 admissions) – 25,000 sq.ft	

## EQUIPMENT AVAILABLE

### Department : ORAL MEDICINE AND RADIOLOGY

NAME	SPECIFICATION	QUANTITY	
		100 Adms.	Availability
	(Space allocation for each Dental chair 100 Sq Ft in all the Departments)		
Dental Chairs and Units	Electrically operated, Spittoon attachment, Halogen Light with 2 intensity, Air Ventury Suction, X-Ray viewer, 3 way syringe, instrument tray, Dental Operator's Stool with height adjustment.	12	
Panoramic X-Ray with Cephalometric	Preferably digital	1	
Intra Oral X-ray Unit	70 KV , 8mA, high frequenc preferably Digital timer y	3	
Pulp testers	Digital	3	
Automatic Peri apical X-ray Developer		1	
Automatic Panoramic with Cephalometric X-ray Developer		1	
X-ray viewer	For Panoramic and Cephalometric films	2	
Radiovisiography	Digital Intra X-ray System with one Sensor and Software	1	
General X-ray Unit		1	
Ortho Pantmograph	preferably digital	1	
Automatic Developers/Dark Room		2	
Lead aprons		2	
Lead Gloves		1	
X-ray Hangers		6	
X-ray viewers		2	
Diagnostic Kits	Mouth mirror, dental probe, college tweezers	40	
Lead Screen		1	
Biopsy Kit		1	
Autoclave	Having wet and dry cycle, which can achieve 135°C with minimum capacity of 20 liters	2	
Computers	Minimum Pentium –IV	1	
Intra Oral Camera	With High resolution	1	

Dr. GIRISH KATTI M.D.S.  
PRINCIPAL  
NAVODAYA DENTAL COLLEGE  
RAICHUR-584 103.

Needle Burner with Syringe Cutter		2	
-----------------------------------	--	---	--

**Department : ORAL PATHOLOGY AND ORAL MICROBIOLOGY**

NAME	SPECIFICATION	QUANTITY AVAILABLE
Dental Chairs and Units	With shadowless lamp, spittoon, 3 way syringe, instrument tray and suction	2
Microscopes		40
Microtome		1
Wax bath		1
Water bath		1
Knife sharpner		1
Hot plate		1
Spencer knife		1

**Department : PUBLIC HEALTH DENTISTRY**

NAME	SPECIFICATION	QUANTITY AVAILABLE
Dental Chairs and Units	Electrically operated, Spittoon attachment, Halogen Light with 2 intensity, Air ventury suction, micromotor control light cure 3 way syringe, X-ray viewer, instrument tray Dental Operators stool with height adjustment With shadowless lamp, spittoon, 3 way syringe, instrument tray and suction, micromotor, airtor, light cure	16
Autoclaves	Having wet and dry cycle, which can achieve 135°C with minimum capacity of 20 liters.	2
Ultrasonic cleaner	Minimum capacity 13 liters with mesh bucket with digital timer	2
Needle burner with syringe cutter		4
MOBILE CLINIC		
Mobile dental van	Mobile dental van with two dental chairs with all the attachments and adequate sitting space for 15 to 20 people	
Dental chair with unit	Hydraulically operated with spittoon attachment, halogen light with 2 intensity, air ventury suction, airtor, micromotor, 3 way-scaler and light cure, x-ray viewer, instrument tray, operating stool.	2
Autoclaves	Having wet and dry cycle, which can achieve 135°C with minimum capacity of 20 liters.	1
Intraoral x-ray	Portable, 70 KV, 8mA	1
Steam Sterilizers		1
Compressor	1.25HP	1
Metal Cabinet	With wash basin	1



Dr. GIRISH K. A. T. M.D.S.

PRINCIPAL

NAVODAYA DENTAL COLLEGE  
RAICHUR-584 103.

Portable dental chair	Suitcase unit with airrotor, micromotor, scaler and compressor 0.25HP	2	
Stabilizer	4KV	1	
Generator	4KV	1	
Water tank	400ltrs	1	
Oxygen cylinder		1	
Public address system		1	
TV and video cassette player		1	
Demonstration models			

**Department : PAEDIATRIC AND PREVENTIVE DENTISTRY**

NAME	SPECIFICATION	QUANTITY AVAILABLE	
Dental Chairs and Units	Electrically operated, Spittoon attachment, Halogen Light with 2 intensity, high power motorized evacuation system, Air rotor with miniature, Airrotor HPS, Micro motor with miniature contrangle Hand piece, 3 way syringe, ultrasonic sealer with 3 tips, Light cure unit LED based heat free, X-ray viewer, instrument tray Dental Operator's stool with height adjustment (Pedo chair preferred)	20	
Autoclaves	Having wet and dry cycle, which can achieve 135°C with minimum capacity of 20 liters.	2	
Ultrasonic cleaner	Minimum capacity 13 liters with mesh bucket with digital timer	2	
Needle Burner with syringe cutter		3	
Amalgamator		1	
Pulp Tester-Digital		1	
Rubber dam kit for pedo		5	
Apex locator		1	
Endo motor	With torque control IIPs	1	
Injectable gutta percha with condensation		1	
Radiovisiography	Digital intra X-ray system with pedo sensor and software	1	
Intra Oral Camera	With high resolution	1	
Scaling instruments		10	
Restorative instruments		10	
Extraction forceps		10	
Intra-oral X-ray		1	
Automatic Developer		1	
Computer	Minimum Pentium IV	1	
Plaster Dispenser	One each for plaster and stone plaster	2	

*Girish Ratti*

Dr. GIRISH RATTI M.D.S.

PRINCIPAL

NAVODAYA DENTAL COLLEGE

PEDO LAB

RAICHUR-574103

Model Trimmer	With diamond disc	1	
Model Trimer	Double disc one diamond and carborandum disc	1	
Welder with soldering attachments		1	
Vibrator		2	
Lab micro motor	Heavy duty with Hps	3	
Dental Lathe		1	
Model Trimmer		1	
Steam cleaner		1	
Pressure moulding machine		1	
Carborandum Disc		1	
Diamond disc		1	

**Department : ORTHODONTICS**

NAME	SPECIFICATION	QUANTITY AVAILABLE	
Dental Chairs and Units	Electrically operated, Spittoon attachment, Halogen Light with 2 intensity, Air ventury suction, micromotor control light cure 3 way syringe, X-ray viewer, instrument tray Dental Operators stool with height adjustment	18	
Unit mount scaler		5	
Autoclave	Having wet and dry cycle, which can achieve 135°C with minimum capacity of 20 liters	2	
Ultrasonic Cleaner	Minimum capacity 13 liters with mesh bucket with digital timer	2	
ORTHO LAB			
Plaster dispenser	One each for plaster and stone plaster	2	
Vibrator		2	
Model Trimmer		2	
Micromotor -	heavy duty	4	
Lathe		2	
X-ray viewers		2	
OPG with cephalostat	If available in radiology its is adequate.	1	
Welders		4	
Blue Torch		1	
Base Formers		4	
Typodont		4	
Set of Pliers		10	
Welder with soldering attachments		1	
Hydro solder		1	
Typodont articulator	With metal teeth wax rim of Class I, II, III	4	
Pressure moulding machine		1	



**Dr. GIRISH KATTI**  
PRINCIPAL  
NAVODAYA DENTAL COLLEGE  
RAICHUR-584 103.



**Department : PERIODONTOLOGY**

NAME	SPECIFICATION	QUANTITY AVAILABLE
Dental Chairs and Units	Electrically operated, Spittoon attachment, Halogen Light with 2 intensity, high power evacuation system. Air ventury suction, X- ray viewer, Airrotor, Micromotor with straight and contrangle Handpiece, With shadowless lamp, spittoon, 3 way syringe, ultrasonic sealer with 3 tips, X-ray viewer, instrument tray dental operator's stool with height adjustment	34
	Note: Atleast 25% of the units should have the Airpolisher.	
Scaling instrument sets		10
Surgical instrument sets		6
Autoclave	Having wet and dry cycle, which can achieve 135°C with minimum capacity of 20 liters	3
Ultrasonic scaler	Minimum capacity 13 liters with mesh bucket	2
Electro surgical cautery		1
Needle burner with syringe cutter		6
LASER	Soft tissue laser	1
Surgical motor with physio dispenser		1



**Dr. GIRISH KATTI** M.D.S.  
PRINCIPAL  
NAVODAYA DENTAL COLLEGE  
RAICHUR-584 103.

**Department : CONSERVATIVE DENTISTRY AND ENDODONTICS**

NAME	SPECIFICATION	QUANTITY	AVAILABLE
Dental Chairs and Units	Electrically operated, Spittoon attachment, Halogen Light with 2 intensity, high power evacuation system, Air ventury suction, X- ray viewer, Airrotor, Micromotor with straight and conrtangle Handpiece, With shadowless lamp, spittoon, 3 way syringe, ultrasonic scaler with 3 tips, X-ray viewer, instrument tray dental operator's stool with height adjustment	34	
Rubber dam kits		6	
Restorative instruments kits		10	
R.C.T. instrument kits		10	
Autoclaves	Having wet and dry cycle, which can achieve 135°C with minimum capacity of 20 liters	3	
Ultrasonic cleaner	Minimum capacity 13 liters with Mesh bucket	2	
Needle burner with syringe cutter		4	
Amalgamator	With auto proportion, auto dispenser	3	
Rubber dam kits		6	
Pulp Tester-Digital		4	
Apex Locator		2	
Glass bead sterilizers		6	
Plaster dispensers		2	
Vibrator		2	
Ceramic Unit		1	
Casting machine		1	
Intra-oral X-ray Unit	Proper radiation safety	1	
Automatic Developer		1	
Radiovisiography	RVG with Computer	1	
Endo motor	With torque control Hps	1	
Bleaching unit		1	
Magnification loops		2	
Injectable guttapercha		2	
PHANTOM LAB UNIT	Phantom Table fitted with Halogen Operating Light Phantom Head body type neck joint for all the movement, TMJ movement. Modular with Air rotor, Micro motor with contra angle Hps, 3-way syringe, jaw with ivorine teeth, preferably soft gingival, dental operator's stool (not to use extracted or cadaver teeth).	60	

  
Dr. GIRISH KATTI M.D.S.

PRINCIPAL

NAVODAYA DENTAL COLLEGE

RAICHUR-584 103

### CHEMICAL LABORATORY

Plaster Dispenser	One each for plaster and stone plaster	2	
Model Trimmer	Carborandum disc	1	
	Diamond disc	1	
Lathe	Heavy Duty	2	
Lab Micromotor	With heavy duty handpiece	3	
Ultrasonic cleaner	Minimum capacity 5 liters	1	
Spindle Grinder		1	
Vibrator		2	
Burnout furnace		1	
Porcelain furnace		1	
Sandblasting Machine		1	
Lab Airrotor		1	
Pindex System		1	
Circular saw		1	
Vacuum mixer		1	
Pneumatic chisel		1	
Casting machine	Motor cast/induction casting preferred	1	

### Department : ORAL & MAXILLOFACIAL SURGERY

#### A) EXODONTIA

NAME	SPECIFICATION	QUANTITY AVAILABLE	
Dental Chairs and Units	Electrically operated, Spittoon attachment, Halogen Light with 2 intensity, Air ventury suction, X-ray viewer, 3 way syringe, instrument tray Dental Operator's stool and height adjustment and suction, Micromotor/ Airotor	30	
Autoclaves	Front loading Having wet And Dry which can achieve 135°C cycle with minimum capacity of 20 liters	2	
Ultrasonic Cleaner	Minimum capacity 13 liters with meshbucket	1	
Needle burner with syringe cutter		6	
Extraction forceps sets	Complete set	20	
Dental elevators	Complete set	10	
Minor Oral surgery kits		6	
Emergency drugs tray		1	
Oxygen cylinder with mask		1	
X-ray viewers		2	
Computer	Minimum Pentium IV	1	



**Dr. GIRISH KATTI** M.D.S.  
PRINCIPAL  
NAVODAYA DENTAL COLLEGE  
RAICHUR-584 103.

**B) MINORSURGERY**

Dental Chairs and Units	Electrically operated, Spittoon attachment, Halogen Light with 2 intensity, high power evacuation system, Air ventury suction, X- ray viewer, Airrotor, Micromotor withstraight and contrangleHandpiece, 3 way syringe, instrument tray Dental Operator's stoolandheight adjustment and suction.	5	
-------------------------	--	---	--

**Department : PROSTHODONTICS AND CROWN & BRIDGE**

NAME	SPECIFICATION	QUANTITY AVAILABLE	
Dental Chairs and Units	Electrically operated, Spittoon attachment, Halogen Light with 2 intensity, high power evacuation system, Air ventury suction, X- ray viewer, Airrotor, Micromotor withstraight and contrangleHandpiece, 3 way syringe, ultrasonic scaler with 3 tips, Light cure unit, instrument tray and suction, Dental operator stool with heightadjustment Electrically operated, Spittoon attachment, Halogen Light with 2 intensity , Air ventury suction, instrument tray, Dental operator stool with height adjustment	34	
Semi adjustable articulator	With face bow	2	
Extra oral/intra oral tracer		2	
Dewaxing unit		2	
Curing unit		2	
Dental casting machine		1	
Wax burnout furnace		1	
Pre heating furnace		1	
Surveying unit		2	
Heavy duty hand piece	Lab micromotors	4	
Autoclave	Having wet and dry cycle, which can achieve 135°C with minimum capacity of 20 liters	2	
Needle burner with syringe cutter		2	
Plaster Dispenser	One each for plaster and stone plaster	2	
Model Trimmer with Carborandum Disc		1	
Model Trimmer with Diamond Disc		2	
Acrylizer		3	
Lathe		2	
Clask press		4	
Deffasking unit		4	
Dewaxing unit		3	
Hydraulic Press		3	

*Handwritten signature*

Dr. GIRISH KATTI M.D.S.

PRINCIPAL

NAVODAYA DENTAL COLLEGE

RAICHUR-584 103.



Mechanical Press		2	
Vacuum mixing machine		1	
Lab Micro motor	With heavy duty handpiece	4	
Curing pressure pot		1	
Porcelain furnace		2	
Vibrator		2	
Sand blasting unit		2	
Ultrasonic cleaner		2	
Model Trimmer		4	
Hot water sterilizer		2	
Geysar	Compound bath	2	
H.P. grinder with suction		3	
Heavy duty lathe		2	
Phantom heads		50	
Pre-clinical working tables	Gas connection & bunsen burner	100	

**Dr. GIRISH KATTI** M.D.S.  
PRINCIPAL  
NAVODAYA DENTAL COLLEGE  
RAICHUR-584 103.

**CERAMIC AND CAST PARTIAL LABORATORY**

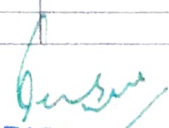
NAME	SPECIFICATIONS	QUANTITY AVAILABLE
Plaster Dispenser	One each for plaster and stone plaster	2
Duplicator		1
Pindex System		1
Circular saw		1
Burn out furnace		1
Sandblasting machine	With two containers	1
Electro-polisher		1
Model Trimmer with Carborandum disc		1
Model Trimmer with Diamond disc		1
Induction casting machine		1
Programmable porcelain furnace with vacuum pump with instrument kit and material kit		1
Spot welder with soldering, attachment of cable		1
Vacuum mixing machine		1
Steam Cleaner		1
Spindle Grinder 24,000 RPM with vacuum suction		1
Wax heater		1
Wax carver		1
Curing pressure pot		1
Milling machine		1
Heavy duty lathe with suction		1
Preheating furnace		1
Palatal trimmer		1
Ultrasonic cleaner	5 liters capacity	1
Composite curing unit		1
Micro surveyor		1
PRE-CLINICAL PROSTHETICS LABORATORY	Work table preferably complete stainless steel fitted with light, Bunsen burner, air blower, working stool.	60
	Adequate number of lab micro motor with attached hand piece	20
PLASTER ROOM FOR PRE-CLINICAL WORK		
Plaster dispenser	One each for plaster and stone plaster	2
Vibrator		2
Lathe		2
Model Trimmer		1
Carborandum Disc		1
Diamond disc		1

  
**Dr. GIRISH KATTI M.D.S.**  
PRINCIPAL  
NAVODAYA DENTAL COLLEGE  
RAICHUR-584 102

**EQUIPMENTS AVAILABLE FOR MDS (I UNIT)**

**DEPARTMENT: PROSTHODONTICS AND CROWN & BRIDGE**

S. No.	NAME	SPECIFICATION	Quantity
1.	Electrical Dental Chairs and Units	With shadowless lamp, spittoon, 3 way syringe, instrument tray and motorized suction, micromotor and airtor attachment with handpieces.	One chair and unit per PG student and two chairs with unit for the faculty.
2.	Articulators – semi adjustable/ adjustable with face bow		6
3.	Micromotor – (Lab Type can also be attached (fixed) to wall		2
4.	Ultrasonic scaler		2
5.	Light cures		2
6.	Hot air oven		1
7.	Autoclave		2
8.	Surveyor		2
9.	Refrigerator		1
10.	X-ray viewer		1
11.	Pneumatic. Crown bridge remover		2
12.	Needle destroyer		1
13.	Intra oral camera		1
14.	Digital SLR camera		1
15.	Computer with internet connection with attached printer and scanner		1
16.	LCD projector		1
<b>Clinical Lab for Prosthetics</b>			
1.	Plaster dispenser		2
2.	Model trimmer with carborandum Disc		1
3.	Model trimmer with diamond disc		1
4.	High speed lathe		2
5.	Vibrator		2
6.	Acrylizer		1
7.	Dewaxing unit		1
8.	Hydraulic press		1
9.	Mechanical press		1
10.	Vacuum mixing machine		1
11.	Micro motor lab type		2
12.	Curing pressure pot		1
13.	Pressure molding machine		1

  
Dr. GIRISH KATTI M.D.S.  
PRINCIPAL  
NAVODAYA DENTAL COLLEGE  
RAICHUR 584 100

<b>Chrome - Cobalt Lab Equipment</b>	
1.	Duplicator
2.	Pindex system
3.	Burn-out furnace
4.	Welder
5.	Sandblaster
6.	Electro - polisher
7.	Model trimmer with carborandum disc
8.	Model trimmer with diamond disc
9.	Model trimmer with double disc (one Carborandum and one diamond disc)
10.	Casting machine, motor cast with the safety door closure, gas blow torch with regulator
11.	Dewaxing furnace Induction casting machine with vacuum pump, capable of casting titanium chrome cobalt precision metal
12.	Spot welder with soldering, attachment of cable
13.	Steam cleaner
14.	Vacuum mixing machine
15.	Spindle grinder 24,000 RPM with vacuum suction
16.	Wax heater
17.	Wax carvers (Full PKT Set)
18.	Milling machine
19.	Stereo microscope
20.	Magnifying work lamp
21.	Heavy duty lathe with suction
22.	Preheating furnace
23.	Dry model trimmer
24.	Die cutting machine
25.	Ultrasonic cleaner
26.	Composite curing unit
<b>Ceramic Lab Equipment</b>	
1.	Fully programmable porcelain furnace with vacuum pump
2.	Ceramic kit (instruments)
3.	Ceramic materials (kit)
4.	Ceramic polishing kit
<b>Implant Equipment</b>	
1.	Electrical dental chair and unit
2.	Physio dispenser





Navodaya Education Trust @  
**Navodaya Dental College**  
Raichur



3.	Implant kit	Minimum 2 systems	2
4.	Implants		10
5.	Prosthetic components		10
6.	Unit mount light cure		1
7.	X-ray viewer		1
8.	Needle destroyer		1
9.	Ultrasonic cleaner capacity 3.5 lts		1
10.	Autoclave programmable for all recommended cycles		1
11.	X-ray machine with RVG		1
12.	Refrigerator		1
13.	Surgical kit/prosthetic kit		2
14.	Educating models		1
15.	Implant removing instruments		1

**Dr. GIRISH KATTI** M.D.S.  
PRINCIPAL  
NAVODAYA DENTAL COLLEGE  
RAICHUR-584 103.

**EQUIPMENTS FOR MDS (I UNIT)**

**DEPARTMENT: PERIODONTOLOGY**

S. No.	NAME	SPECIFICATION	Quantity
1.	Dental Chairs and Units	Electrically operated with shadowless lamp, spittoon, 3 way syringe, instrument tray and motorized suction, micromotor attachment with contra angle handpiece, airoter attachment, ultrasonic scaler (Piezo) with detachable autoclavable hand piece	One chair and unit per post-graduate student and Two chairs with unit for the faculty
2.	Auto clave (fully automatic) front loading		1
3.	Steel bin		4
4.	Airoter hand pieces		2
5.	UV chamber		1
6.	Formalin chamber		1
7.	W.H.O probe		2
8.	Nabers probe		2
9.	Williams probe		2
10.	UNC-15 probe		4
11.	Gold Man fox probe		1
12.	Pressure sensitive probe		1
13.	Marquis color coded probe		1
14.	Supra gingival scalers	set	2
15.	Sub gingival scaler	set	2
16.	Arkansas sharpening stone		1
<b>Surgical Instruments</b>			
1.	Routine surgical instrument kit (Benquis periosteal elevator, periotome)	set	2
2.	Surgery trolleys		6
3.	X ray viewer		1
4.	Surgical cassette with sterilisation pouches		4
5.	Electro surgery unit		1
<b>Special Surgical Instruments</b>			
1.	Kirkland's knife	set	1
2.	Orban's knife	set	1

*Dr. Girish Katti*  
**Dr. GIRISH KATTI** M.D.S.  
PRINCIPAL  
NAVODAYA DENTAL COLLEGE  
RAICHUR-584107

3.	Paquette blade handle		1
4.	Kranekaplan pocket marker	set	1
5.	Mc Calls universal curettes	set	1
6.	Gracey's curettes (No.1-18)	set	2
7.	Mini five curettes	set	1
8.	Cuminc scalar		1
9.	Mallet		1
10.	Chisel		1
11.	Oschenbein chisel	straight, curved	1
12.	Schluger bone file		1
13.	Bone fixation screw kit		1
14.	Bone scrapper		1
15.	Bone trephines for harvesting autografts	1 set	1
16.	Bone regenerative materials	Bone graft and GTR membranes	5
17.	Local drug delivery systems	At least two different agents	1 each
18.	Root conditioning agent	At least two different agents	2
19.	Micro needle holder		1
20.	Micro scissors		1
21.	Magnifying loop (2.5 – 3.5)		1
22.	Operating microscope	optional	1
23.	3 <sup>rd</sup> generation digital probe	optional	1
24.	Bone expander and bone crester	optional	1
25.	Distraction osteogenesis kit	optional	1
26.	Bone mill	optional	1
27.	Bone graft / membrane placement spoon		1
28.	Bone condenser		1
29.	Peizo-surgery unit	optional	1
30.	Centrifuge for PRP/PRF preparation	optional	1
31.	Soft tissue laser (8 watt)		1
32.	Osteotome	set optional	1
<b>MISCELLANEOUS INSTRUMENTS</b>			
1.	Composite gun with material kit		1
2.	Splinting kit with material		2
3.	Composite finishing kit		1
4.	Glass Ionomer cement		1
5.	Digital camera		1
6.	Intra Oral camera		1

*Girish Katti*

**Dr. GIRISH KATTI** M.D.S.  
PRINCIPAL  
NAVODAYA DENTAL COLLEGE  
RAICHUR-584 103.



7.	Ultrasonic cleaner		1
8.	Emergency kit		1
9.	Refrigerator		1
10.	X-ray viewer		2
11.	LCD projector		1
12.	Computer with internet connection with attached printer and scanner		1
13.	Implant Equipment		
14.	Electrical dental chair and unit		1
	Physio dispenser		1
15.	Implant kit	At least two different systems	2
16.	Implants		10
17.	Implant maintenance kit (plastic instruments)		1 set
18.	Implant guide		1
19.	X-ray viewer		1
20.	Needle destroyer	1	
21.	Ultrasonic cleaner capacity 3.5 lts		1
22.	Autoclave programmable for all recommended cycles		1
23.	RVG with x-ray machine		1
24.	Refrigerator		1
25.	Surgical kit	2	
26.	Sinus lift kit		1
27.	Educating models		1
28.	Implant removing kit		1

**Dr. GIRISH KATTI** M.D.S.  
PRINCIPAL  
NAVODAYA DENTAL COLLEGE  
RAICHUR-584 103.

**EQUIPMENTS FOR MDS (I UNIT)**

**DEPARTMENT: ORAL & MAXILLOFACIAL SURGERY**

S.No.	NAME	SPECIFICATION	Quantity
1.	Dental Chairs and Units	Electrically operated with shadowless lamp, spittoon, 3 way syringe, instrument tray and highotorizedsuction, with micromotor andmicro motor attachment	One chair and unit per post-graduate student and Two chairs with unit for the faculty
2.	Autoclave	Front loading	2
3.	Fumigators		1
4.	Oscillating saw	With all hand pieces	1
5.	<b>Surgical instruments</b>		
	General surgery kit including tracheotomy kit		2
	Minor oral surgery kit		5
	Osteotomy kit		1
	Cleft surgery kit		1
	Bone grafting kit		1
	Emergency kit		1
	Trauma set including bone plating kit		2
	Implantology kit with implants	Minimum systems	2 10
6.	Distraction osteogenesis kit		1
7.	Peizo surgical unit		1
8.	Magnifying loops		1
9.	Operating microscope and Microsurgery kit	desirable	1
10.	Dermatomes		1
11.	Needle destroyer		2
12.	Ultrasonic Cleaner capacity 3.5 lts		1
13.	Formalin chamber		1
14.	Pulse oxymeter		1
15.	Ventilator		1
16.	Major operation theatre with all facilities		1
17.	Recovery and Intensive Care Unit with all necessary life supportequipments		2 beds
18.	Fibrooptic light		1
19.	Inpatient beds		20
20.	Fiber optic laryngoscope		1
21.	Computer withinternetconnectionwithat		1

*Dr. Girish Katti*  
**Dr. GIRISH KATTI** M.D.S.  
PRINCIPAL  
NAVODAYA DENTAL COLLEGE  
RAICHUR-584 103.



Navodaya Education Trust for  
**Navodaya Dental College**  
Raichur



	tached printer andscanner		
22.	LCD projector		
23.	Refrigerator		

**Dr. GIRISH KATTI** M.D.S.  
PRINCIPAL  
NAVODAYA DENTAL COLLEGE  
RAICHUR-584 103.

**EQUIPMENTS FOR MDS (I UNIT)**

**DEPARTMENT : CONSERVATIVE DENTISTRY AND ENDODONTICS**

S.No.	NAME	SPECIFICATION	Quantity
1.	Dental Chairs and Units	Electrically operated with shadowless lamp, spittoon, 3 way syringe, instrument tray and motorized suction, micromotor, airtorattachmentwith hand pieces	One chair & unit per post-graduate student and two chairs with unit for the faculty
2.	ENDOSONIC HANDPIECES - Micro endosonic Tips, retro treatment		2
3.	Mechanised rotary instruments including hand pieces (speed and torque control) and hand instruments various systems		3
4.	Rubber dam kit		1 per chair
5.	Autoclaves for bulk instrument sterilization vacuum (Front loading)		2
6.	Autoclaves for hand piece sterilization		1
7.	Apex locators one for every two chairs		2



**Dr. GIRISH KATTI** M.D.S.

PRINCIPAL

NAVODAYA DENTAL COLLEGE

RAICHUR-584 103.

8.	Pulp tester		2
9.	Equipments for injectable thermoplasticized guttapercha		1
10.	Operating microscopes 3 step or 5 step magnification		1
11.	Surgical endo kits (Microsurgery)		2
12.	Set of hand instruments (specifications required)		1
13.	Sterilizer trays for autoclave		4
14.	Ultrasonic cleaner capacity 3.5 lts		1
15.	Variable Intensity polymerization equipments - VLC units	Desirable	1
16.	Conventional VLC units one for every two chairs		2
17.	Needle destroyer		2
18.	Magnifying loupes one for students and one for faculty		1
19.	LCD projector		1
20.	Composite kits with different shades and polishing kits		2
21.	Ceramic finishing kits, metal finishing kits	In ceramic labs	2
22.	Amalgam finishing kits		2
23.	RVG with x-ray machine developing kit		1
24.	Chair side micro abrasion		1
25.	Bleaching unit		1
26.	Instrument retrieval kits		1
27.	Computer with internet connection with attached printer and scanner		1
28.	Refrigerator		1
29.	Equipments for casting procedures		
30.	Equipments for ceramics including induction casting machines/ burnout preheat furnaces/ wax elimination furnaces		1
31.	Lab micro motor/ metal grinders / sand blasters/ polishing lathes/ duplicator equipment/ vacuum investment equipments		1
32.	Laser (preferably hard tissue)		1




33.	Face bow with semi adjustable articulator		1
-----	---	--	---

### EQUIPMENTS FOR MDS (I UNIT)

#### DEPARTMENT : ORTHODONTICS AND DENTOFACIAL ORTHOPEDICS

S. No.	NAME	SPECIFICATION	Quantity
1.	Dental Chairs and Unit	Electrically operated with shadow less lamp, spittoon, 3 way syringe, instrument tray and motorized suction	One chair & unit per PG student and Two chairs with unit for the faculty
2.	Vacuum /pressure moulding unit		1
3.	Hydrogen soldering unit		1
4.	Lab micromotor		3
5.	Spot welders		3
6.	Model trimmer (Double disc)		2
7.	Light curing unit		2
8.	High intensity light curing unit		1
9.	Polishing lathes		2
10.	Tracing tables		3
11.	SLR digital camera		1
12.	Scanner with transparency adapter		1
13.	X-ray viewer		3
14.	LCD projector		1
15.	Autoclaves for bulk instrument sterilization vacuum (Frontloading)		1
16.	Needle destroyer		1
17.	Dry heat sterilizer		1
18.	Ultrasonic scaler		1
19.	Sets of Orthodontic pliers		3
20.	Orthodontic impression trays		3
21.	Ultrasonic cleaner capacity 3.5 lts		1
22.	Electropolisher		1
23.	Typodonts with full teeth set		3
24.	Anatomical articulator with face bow attachments		1
25.	Free plane articulators		1
26.	Hinge articulators		4
27.	Computer software for cephalometrics		1



Dr. GIRISH KATTI M.D.S.  
PRINCIPAL  
NAVODAYA DENTAL COLLEGE  
RAICHUR



Navodaya Education Trust &  
**Navodaya Dental College**  
Raichur



28.	Computer with internet connection with attached printer and scanner		1
29.	Refrigerator		1

A handwritten signature in blue ink, appearing to read 'Girish Katti', is written above the printed name.

**Dr. GIRISH KATTI** M.D.S  
PRINCIPAL  
NAVODAYA DENTAL COLLEGE  
RAICHUR-584 103.

## EQUIPMENTS FOR MDS (I UNIT)

### DEPARTMENT: ORAL & MAXILOFACIAL PATHOLOGY AND ORAL MICROBIOLOGY

S. No.	NAME	SPECIFICATION	Quantity
1.	Dental Chairs and Units	Electrically operated with shadow less lamp, spittoon, 3 way syringe, instrument tray and suction	3
2.	Adequate laboratory glassware's as required for processing of biopsy specimens and staining.	Reasonable quantity should be made available	
3.	Adequate tissue capsules / tissue embedding cassettes	Reasonable quantity should be made available	
4.	Paraffin wax bath	thermostatically controlled	1
5.	Leuckhart pieces		10
6.	Block holders		25
7.	Microtome	Manual	1
8.	Microtome	semi - automated	1
9.	Tissue floatation water bath	thermostatically controlled	1
10.	Slide warming table		1
11.	Steel slide racks for staining		5
12.	Diamond glass marker		2
13.	Research microscope with phase contrast, dark field, polarization, image analyzer, photomicrography attachments		
14.	Multi head microscope	Penta headed	1
15.	Binocular compound microscope		2 for faculty and one per student
16.	Stereo microscope		1
17.	Aluminum slide trays		5
18.	Wooden / plastic slide boxes		5
19.	Wax block storing cabinet		5,000 capacity
20.	Slide storing cabinet		5,000 capacity
21.	Refrigerator		1
22.	Pipettes		5

Dr. GIRISH KATTE M.D.S.  
PRINCIPAL  
NAVODAYA DENTAL COLLEGE  
RAICHUR-584 103.



23.	Surgical kit for biopsy		3
24.	Immunohistochemistry lab		1
25.	Computer with Internet Connection with attached printer and scanner		1
26.	LCD projector		1
27.	<b>Desirable Equipment</b>		
28.	Cryostat		1
29.	Fluorescent microscope		1
30.	Hard tissue microtome		1
31.	Tissue storing cabinet (frozen)		1
32.	Microwave		1

**Dr. GIRISH KATTI** M.D.S.  
PRINCIPAL  
NAVODAYA DENTAL COLLEGE  
RAICHUR-584 103.

**EQUIPMENTS FOR MDS (I UNIT)**

**DEPARTMENT : PUBLIC HEALTH DENTISTRY**

S. No.	NAME	SPECIFICATION	Quantity
<b>Instruments in the department for comprehensive Oral health care programme</b>			
1.	Dental chairs	Electrically operated with shadowless lamp, spittoon, 3 way syringe, instrument tray and motorized suction, micromotor attachment with contra angle handpiece, airoter attachment, ultrasonic scaler (Piezo) with detachable autoclavable hand piece with min 3 tips.	One chair and unit per post-graduate student and one chair with unit for the faculty
2.	Extraction forceps		4 sets
3.	Filling instruments		4 sets
4.	Scaling instruments	Supra gingival scaling	4 sets
5.	Amalgamator		1
6.	Pulp tester		1
7.	Autoclave		1
8.	X-ray viewer		1
9.	Instrument cabinet		1
10.	LCD or DLP multimedia projector		1
11.	Computer with internet connection with attached printer and scanner		1
12.	<b>For peripheral dental care or field programme</b>		
13.	Staff bus		1
14.	Mobile dental clinic fitted with at least 2 dental chairs with complete dental unit with fire extinguisher		1
15.	Ultrasonic scaler,		1
16.	Ultrasonic cleaner capacity 3.5 lts		1

*Dr.* **GIRISH KATTI** M.D.S.  
PRINCIPAL  
NAVODAYA DENTAL COLLEGE  
RAICHUR-584 103.



Navodaya Education Trust ©  
**Navodaya Dental College**  
Raichur



17.	Compressor	One with chair	
18.	Generator		
19.	Public address system, audio-visual aids		
20.	Television		
21.	Digital Versatile Disc Player		
22.	Instrument cabinet, emergency medicine kits, Blood pressure apparatus		
23.	Portable oxygen cylinder		
24.	Portable chair		
25.	Refrigerator		

**Dr. GIRISH KATTI** M.D.S.  
PRINCIPAL  
NAVODAYA DENTAL COLLEGE  
RAICHUR-584 103.

**EQUIPMENTS FOR MDS (I UNIT)**

**DEPARTMENT : PAEDODONTICS AND PREVENTIVE DENTISTRY**

S. No.	NAME	SPECIFICATION	Quantity
1.	Dental Chairs and Units	Electrically operated with shadowless lamp, spittoon, 3 way syringe, and motorised suction, micromotor attachment with contra angle miniature handpiece, airtor attachment with miniature handpiece, dental operator stool (40% dental chairs shall be pedochairs)	One chair and unit per post-graduate student and Two chairs with unit for the faculty
2.	Pedo extraction forceps sets		3
3.	Autoclaves for bulk instrument sterilization vacuum (Front loading)		1
4.	RVG with intra oral x-ray unit		1
5.	Automatic developer		1
6.	Pulp tester		2
7.	Apex locator		1
8.	Rubber dam kit	One set per student	1
9.	Injectable GP condenser		1
10.	Endodontic pressure syringe		1
11.	Glass bead steriliser		2
12.	Spot welder		2
13.	Ultrasonic scalers		2
14.	Needle destroyer		1
15.	Formalin chamber		1
16.	Ultrasonic cleaner capacity 3.5 lts		1
17.	X-rayviewer		2
18.	Amalgamator		1
19.	Plaster dispenser		2
20.	Dental lathe		1
21.	Vibrator		2

  
Dr. GIRISH KATTI M.D.S.  
PRINCIPAL  
NAVODAYA DENTAL COLLEGE  
RAICHUR-584 103.



22	Typodonts	One set per student	1
23	Soldering unit		1
24	Band pinching beak pliers		2 Sets
25	Proximal contouring pliers		2
26	Crown crimping pliers		2
27	Double beak pliers anterior and posterior		2
28	Lab micro motor		2
29	Acryliser		1
30	Magnifying loupes		1
31	Conscious sedation unit	Desirable	1
32	Pulse oxymeter		1
33	Phantom head table with attached Light, Airotor and micro motor	One set per each P.G. Student	1
34	Computer with internet connection with attached printer and scanner		1
35	LCD projector		1
36	Refrigerator		1


**Dr. GIRISH KATTI** M.D.S.  
PRINCIPAL  
NAVODAYA DENTAL COLLEGE  
RAICHUR-584 103.



**EQUIPMENTS FOR MDS (I UNIT)**

**DEPARTMENT: ORAL MEDICINE AND RADIOLOGY**

S. No.	NAME	SPECIFICATION	Quantity
1.	Dental Chairs and Units	Electrically operated with shadowless lamp, spittoon, 3 way syringe, instrument tray and suction	One chair and unit per post-graduate student and one chair with unit for the faculty
2.	RVG with intra oral radiography machine (FDA Approved)	55-70 kVp with digital compatibility	1
3.	Extra oral radiography machine	100 kVp	1
4.	Panoramic radiography (OPG) machine with cephalometric and TMJ attachment with printer	Digital compatibility	1
	Intra-oral camera		1
	Pulp tester		2
	Autoclave		1
	Punch biopsy tool		2
	Biopsy equipment		1
	Surgical trolley		2
	Emergency medicines kit		1
	Extra oral cassettes with intensifying screens (Conventional and rare earth)		4
	Lead screens		2
	Lead aprons		2
	Lead gloves		2
	Radiographic filters (Conventional and rare earth)		1
	Dark room with safe light facility		1
	Automatic radiographic film processors		2
	Radiographic film storage lead containers		1
	Thyroid collars		1
	Digital sphygmomanometer		1
	Digital blood glucose tester		1
	Digital camera		1

  
**Dr. GIRISH KATTI M.D.S.**  
PRINCIPAL  
NAVODAYA DENTAL COLLEGE



Navodaya Education Trust ©  
**Navodaya Dental College**  
Raichur



---

X-ray viewer boxes		2
Lacrimal probes		2 sets
Sialography cannula		2 sets
Illuminated mouth mirror and probe		2
Computer with internet connection with attached printer and scanner		1
LCD projector		1
Refrigerator		1

A handwritten signature in blue ink, appearing to read 'Girish Katti'.

**Dr. GIRISH KATTI** M.D.S.  
PRINCIPAL  
NAVODAYA DENTAL COLLEGE  
RAICHUR-584 103.