



### **2.3.3 Teachers use ICT-enabled tools for effective teaching and learning process including online e-resources**

#### **INDEX SHEET**

| <b>Sl No</b> | <b>Descriptions</b>  | <b>Page No</b> |
|--------------|--|----------------|
| <b>1.</b>    | Certificate of the head of the institution                     | <b>2-3</b>     |
| <b>2.</b>    | Details of ICT-Enabled Tools Used For Teaching<br>And Learning | <b>4-14</b>    |



Navodaya Education  
Trust ®  
**Navodaya Dental College**  
Raichur



## **CERTIFICATE FROM THE HEAD OF INSTITUTION**



**TO WHOMSOEVER IT MAY CONCERN**

**This is Certify that our teachers use ICT-enabled tools for effective teaching and learning process including the online e-resources.**

A handwritten signature in green ink, appearing to read 'Girish Katti', written over the printed name.

**PRINCIPAL**

**Dr. GIRISH KATTI M.D.S.**

**PRINCIPAL**

**NAVODAYA DENTAL COLLEGE**

**RAICHUR-584 103.**



## **DETAILS OF ICT-ENABLED TOOLS USED FOR TEACHING AND LEARNING**

## DETAILS OF ICT-ENABLED TOOLS USED FOR TEACHING AND LEARNING

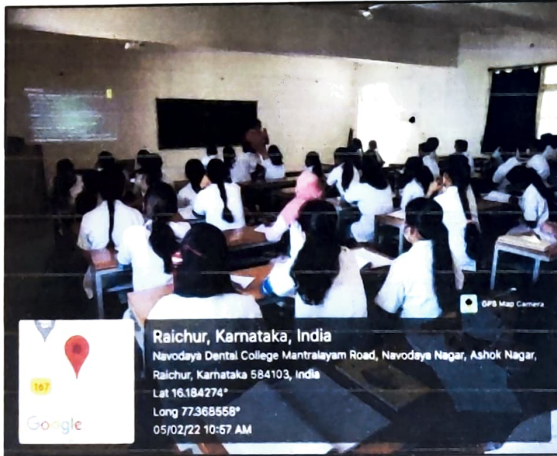
Today, it is essential for the students to learn and master the latest technologies in order to be communal ready. As a consequence, teachers are combining technology with traditional mode of instruction to engage students in long term learning. College uses Information and Communication Technology (ICT) in education to support, enhance, and optimize the delivery of education.

The following ICT Enabled Tools for Teaching and Learning are used by the faculty members:

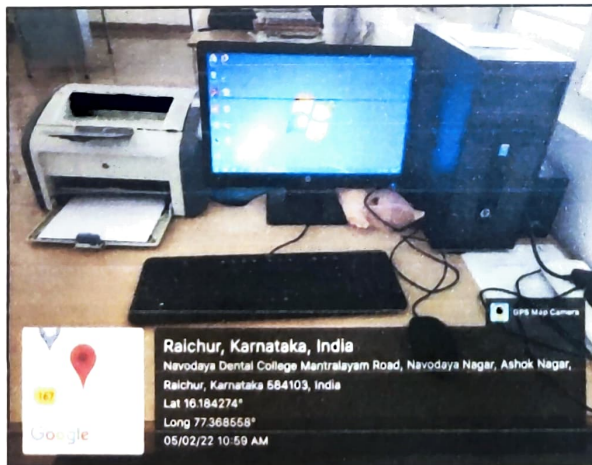
1. In addition to chalk and talk method of teaching, the faculty members are using the IT enabled learning tools such as **PPT, Video clippings, Audio system, online sources**, to expose the students for advanced knowledge and practical learning.
2. **Classrooms** are fully furnished with **LCD/OHP/Computers**
3. Most of the faculty use interactive methods for teaching. The major emphasis is on classroom interaction in terms of **research paper presentations, seminars, debates, group discussions, assignments, quiz/tests/viva and laboratory work.**
4. **Desktops and Laptops** in each department and LCD projector for seminar presentations in department
5. **Research microscopes connected with LED TV** for teaching pathological slides



**Dr. GIRISH KATTI M.D.S.**  
PRINCIPAL  
NAVODAYA DENTAL COLLEGE  
RAICHUR-584 103.



**LECTURE HALLS WITH ICT FACILITIES**



**ALL DEPARTMENTS ARE PROVIDED WITH COMPUTERS, HIGH SPEED INTERNET CONNECTIVITY WITH PRINTER AND LCD PROJECTORS**

**Dr. GIRISH KATTI M.D.S.**  
 PRINCIPAL  
 NAVODAYA DENTAL COLLEGE  
 RAICHUR-584 103.




**STUDENTS PRESENTING THEIR SEMINARS, JOURNAL CLUBS AND CASE PRESENTATIONS IN POWER POINT PRESENTATIONS IN SEMINAR ROOMS**

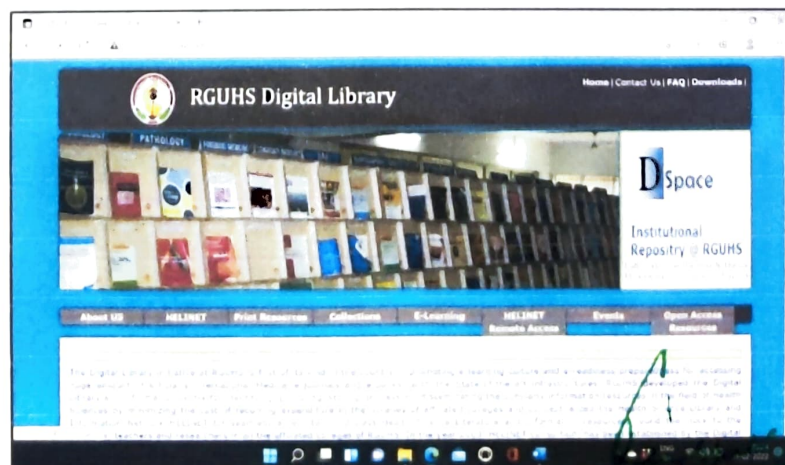


**FREE ACCESS TO THE LAND LINE INTERNET CONNECTED COMPUTERS**

**Dr. GIRISH KATTI** M.D.S.  
 PRINCIPAL  
**NAVODAYA DENTAL COLLEGE**  
**RAICHUR-584 103.**

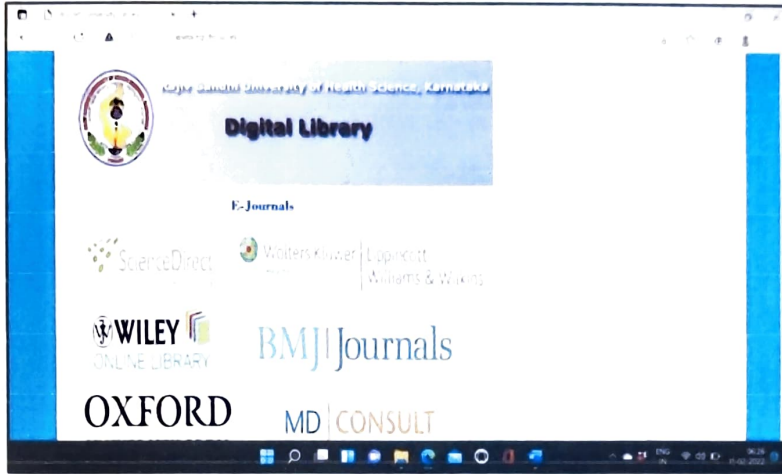


**WI-FI CONNECTIVITY IN CENTRAL LIBRARY**



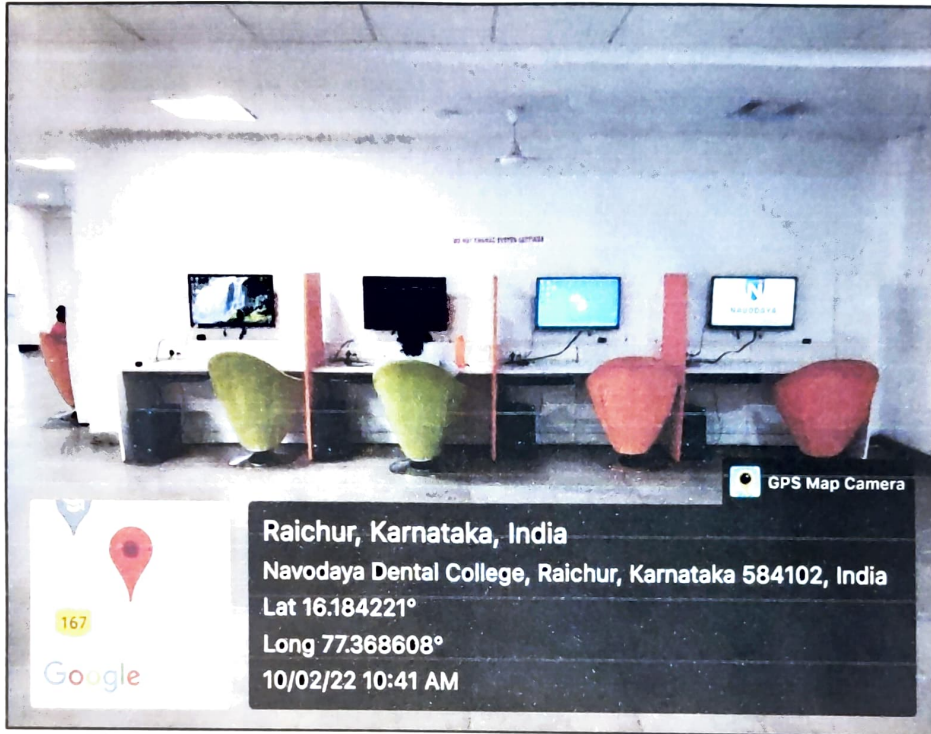
**Dr. GIRISH KATTI M.D.S.**  
**PRINCIPAL**  
**NAVODAYA DENTAL COLLEGE**  
**RAICHUR-584 103.**




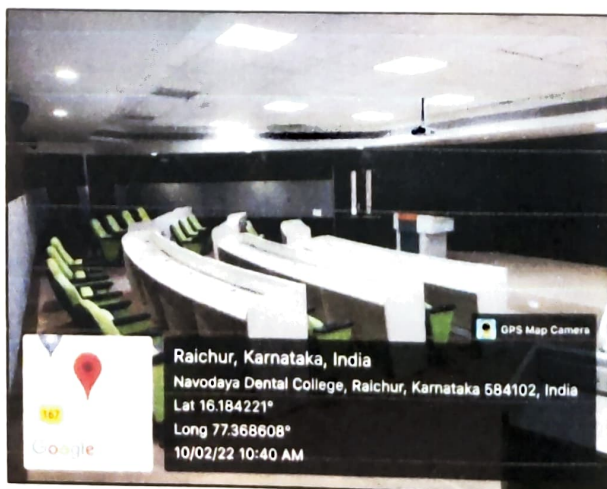


**CENTRAL LIBRARY AND DEPARTMENTAL LIBRARIES ARE WELL PREPARED TO ACCESS ALL E-JOURNALS, E-MATERIALS, E-BOOKS, ETC.**

**Dr. GIRISH KATTI M.D.S.**  
**PRINCIPAL**  
**NAVODAYA DENTAL COLLEGE**  
**RAICHUR-584 103.**



THE DIGITAL LIBRARY HAS AV ZONE WITH 08 LCD TELEVISIONS HAVING REPOSITORY OF CLINICAL PROCEDURE DVD'S.

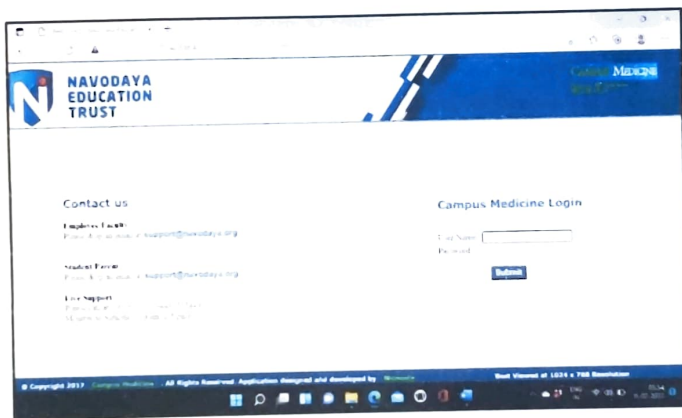


THE CENTRAL LIBRARY HAS THREE AV ROOMS ENABLED WITH SOPHISTICATED TECHNOLOGIES

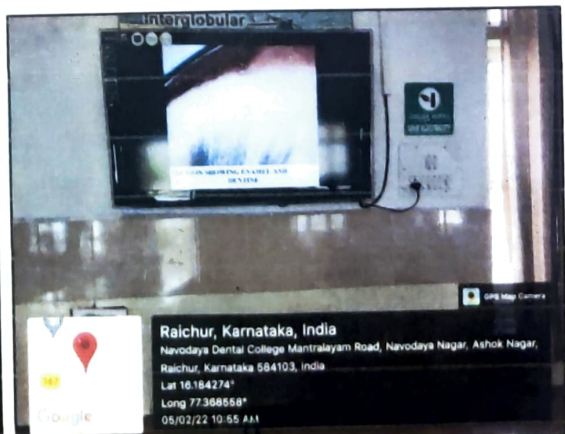
*Girish Katti*  
**Dr. GIRISH KATTI M.D.S.**  
 PRINCIPAL  
 NAVODAYA DENTAL COLLEGE  
 RAICHUR-584 103.



**THE DIGITAL LIBRARY HAS TOTAL 108 COMPUTERS WITH INTERNET CONNECTIVITY**


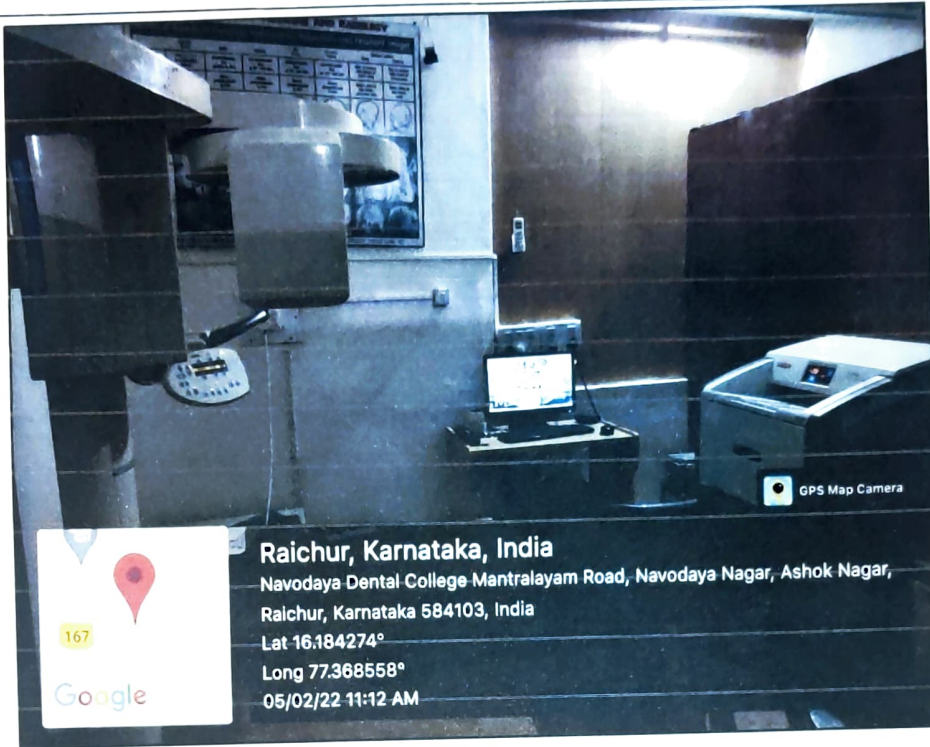


**ALL FACULTIES AND STUDENTS ARE PROVIDED WITH AN INDIVIDUAL PORTAL WITH AN UNIQUE LOGIN ID AND PASSWORD FOR ACCESSING THE CAMPUS MEDICINE WEBPAGE**




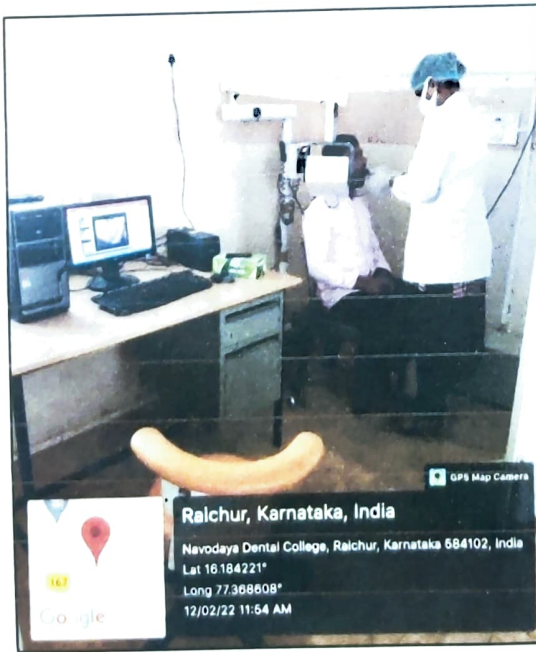
**THE ORAL PATHOLOGY DEPARTMENT IS EQUIPPED WITH RESEARCH MICROSCOPES CONNECTED WITH 2 LED TVS FOR TEACHING HISTOLOGICAL AND PATHOLOGICAL SLIDES**

**Dr. GIRISH KATTI M.D.S.**  
 PRINCIPAL  
**NAVODAYA DENTAL COLLEGE**  
**RAICHUR-584 103.**





**Raichur, Karnataka, India**  
 Navodaya Dental College Mantralayam Road, Navodaya Nagar, Ashok Nagar,  
 Raichur, Karnataka 584103, India  
 Lat 16.184274°  
 Long 77.368558°  
 05/02/22 11:12 AM

**DIGITAL ORTHO PANTOMOGRAPH**



**Raichur, Karnataka, India**  
 Navodaya Dental College, Raichur, Karnataka 584102, India  
 Lat 16.184221°  
 Long 77.368608°  
 12/02/22 11:54 AM

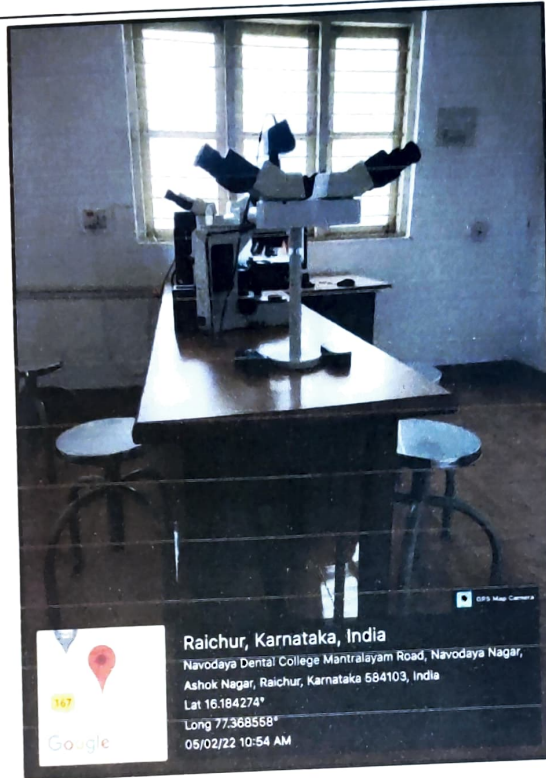


**Raichur, Karnataka, India**  
 Navodaya Dental College, Raichur, Karnataka 584102, India  
 Lat 16.184221°  
 Long 77.368608°  
 12/02/22 11:54 AM

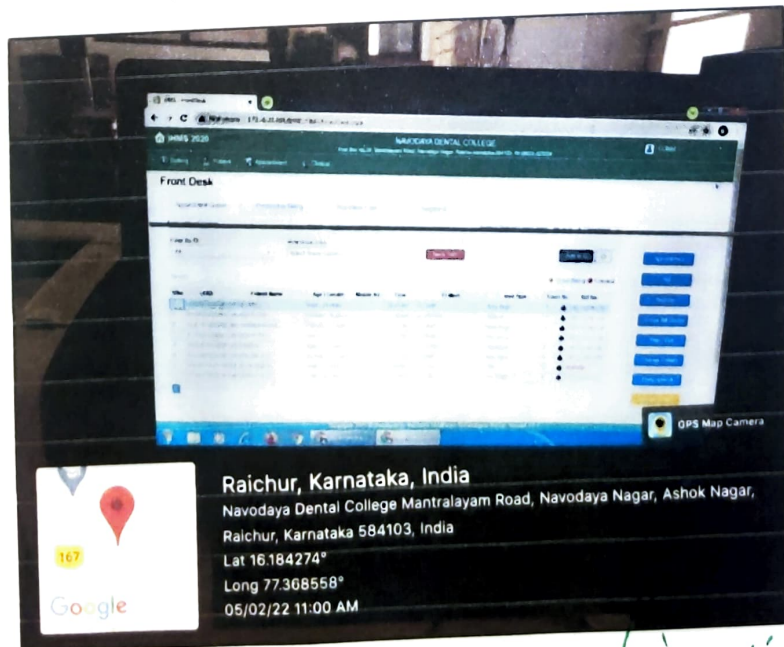
**RADIO VISUOGRAPHY**

*Girish Katti*

**Dr. GIRISH KATTI M.D.S.**  
 PRINCIPAL  
 NAVODAYA DENTAL COLLEGE  
 RAICHUR-584 103.



**PENTA HEAD RESEARCH MICROSCOPE**

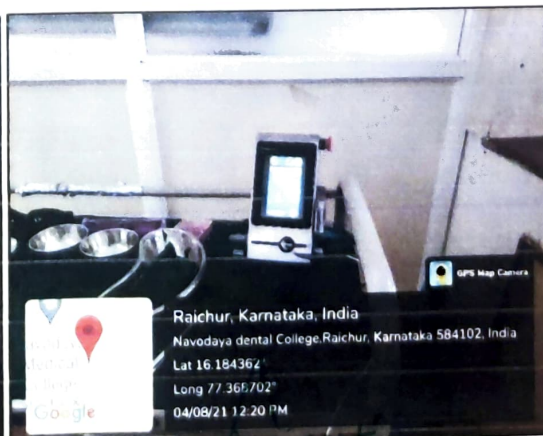
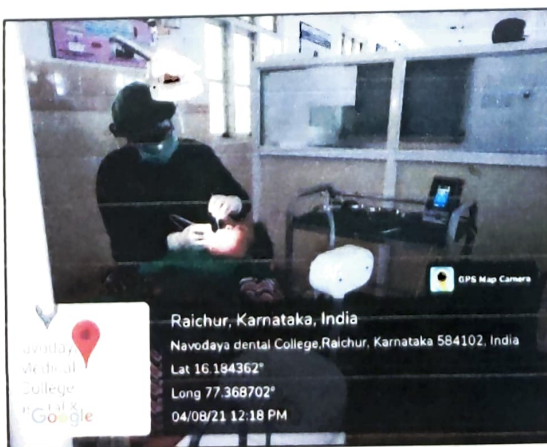


THE OPD IS MAINTAINED REGULARLY WITH RECORDS BY A SOFTWARE CALLED IHMS.

**Dr. GIRISH KATTI M.D.S.**  
 PRINCIPAL  
 NAVODAYA DENTAL COLLEGE  
 RAICHUR-584 103.



**TECHNOLOGICALLY ADVANCED SIMULATION LAB "DR.N.K.BHAT CENTRE FOR CLINICAL SIMULATION & RESEARCH" TO TEACH PROCEDURES LIKE CPR, FIRST AID, IV AND INJECTIONS IN SOPHISTICATED TECHNOLOGY ENABLED MANNEQUINS.**



**USE OF LASERS IN PERIODONTICS**

**Dr. GIRISH KATTI M.D.S.**  
 PRINCIPAL  
**NAVODAYA DENTAL COLLEGE**  
**RAICHUR-584 103.**